

CONSOLIDATED STATEMENT OF APPROPRIATIONS, ALLOTMENTS, OBLIGATIONS, DISBURSEMENTS AND BALANCES

FAR No. 1  
By Program/Project/Activity  
By Allotment Class

For the Period: 01-Jan-22 to 30-Sep-22

Department: 07 - Department of Education  
Agency: 001 - Office of the Secretary  
Operating Unit: Division of Valenzuela  
Division: Valenzuela City  
Region: DepEd - NCR  
Organizational Code (UACS): 070010813016  
Funding Source Code: 01 101101

Regular Appropriations  
Current Appropriations

| UACS CODE / PARTICULARS   | APPROPRIATIONS            |  |                         | ALLOTMENTS          |                                       |             |               |                           | CURRENT YEAR OBLIGATIONS |                        |                             |                            |                   |
|---|---------------------------|--|-------------------------|---------------------|---------------------------------------|-------------|---------------|---------------------------|--------------------------|------------------------|-----------------------------|----------------------------|-------------------|
|   | Authorized Appropriations | Adjustments (Transfer To)/From Realignment | Adjusted Appropriations | Allotments Received | Adjustments (Withdrawal, Realignment) | Transfer To | Transfer From | Adjusted Total Allotments | 1st Qtr Ending March 31  | 2nd Qtr Ending June 30 | 3rd Qtr Ending September 30 | 4th Qtr Ending December 31 | Total Obligations |
| <b>I. CURRENT YEAR BUDGET/APPROPRIATIONS</b>  |                           |  |                         |                     |                                       |             |               |                           |                          |                        |                             |                            |                   |
| <b>1. Agency Specific Budget</b>  |                           |  |                         |                     |                                       |             |               |                           |                          |                        |                             |                            |                   |
| <b>General Administration and Support (GAS)</b>   |                           |  |                         |                     |                                       |             |               |                           |                          |                        |                             |                            |                   |
| <b>100000100001000 General Management and Supervision - Central Office</b>                                    |                           |  |                         |                     |                                       |             |               |                           |                          |                        |                             |                            |                   |
| MOOE  | 0.00                      | 10,774,000.00                              | 10,774,000.00           | 0.00                | 0.00                                  | 0.00        | 10,774,000.00 | 10,774,000.00             | 0.00                     | 0.00                   | 7,698,000.00                | 0.00                       | 7,698,000.00      |
| Total   | 0.00                      | 10,774,000.00                              | 10,774,000.00           | 0.00                | 0.00                                  | 0.00        | 10,774,000.00 | 10,774,000.00             | 0.00                     | 0.00                   | 7,698,000.00                | 0.00                       | 7,698,000.00      |
| <b>100000100001000 General Management and Supervision - Division Office - Proper</b>                          |                           |  |                         |                     |                                       |             |               |                           |                          |                        |                             |                            |                   |
| PS  | 16,187,000.00             | 0.00                                       | 16,187,000.00           | 16,187,000.00       | 0.00                                  | 0.00        | 0.00          | 16,187,000.00             | 3,527,841.12             | 4,647,560.43           | 3,484,063.71                | 0.00                       | 11,659,465.26     |
| MOOE  | 9,982,000.00              | 0.00                                       | 9,982,000.00            | 9,982,000.00        | 0.00                                  | 0.00        | 0.00          | 9,982,000.00              | 1,629,432.95             | 1,933,379.33           | 1,462,173.14                | 0.00                       | 5,024,985.42      |
| Total   | 26,169,000.00             | 0.00                                       | 26,169,000.00           | 26,169,000.00       | 0.00                                  | 0.00        | 0.00          | 26,169,000.00             | 5,157,274.07             | 6,580,939.76           | 4,946,236.85                | 0.00                       | 16,684,450.68     |
| <b>100000100002000 Administration of Personnel Benefits</b>   |                           |  |                         |                     |                                       |             |               |                           |                          |                        |                             |                            |                   |
| PS  | 0.00                      | 4,809,430.00                               | 4,809,430.00            | 0.00                | 0.00                                  | 0.00        | 4,809,430.00  | 4,809,430.00              | 130,416.00               | 674,852.00             | 3,239,162.00                | 0.00                       | 4,044,430.00      |
| Total   | 0.00                      | 4,809,430.00                               | 4,809,430.00            | 0.00                | 0.00                                  | 0.00        | 4,809,430.00  | 4,809,430.00              | 130,416.00               | 674,852.00             | 3,239,162.00                | 0.00                       | 4,044,430.00      |
| <b>Support to Operations (STO)</b>  |                           |  |                         |                     |                                       |             |               |                           |                          |                        |                             |                            |                   |
| <b>2000001000011000 Operational Expenses of the DepEd Task Force on the 2022 National and Local Elections</b> |                           |  |                         |                     |                                       |             |               |                           |                          |                        |                             |                            |                   |
| MOOE  | 0.00                      | 68,000.00                                  | 68,000.00               | 0.00                | 0.00                                  | 0.00        | 68,000.00     | 68,000.00                 | 0.00                     | 0.00                   | 68,000.00                   | 0.00                       | 68,000.00         |
| Total   | 0.00                      | 68,000.00                                  | 68,000.00               | 0.00                | 0.00                                  | 0.00        | 68,000.00     | 68,000.00                 | 0.00                     | 0.00                   | 68,000.00                   | 0.00                       | 68,000.00         |
| <b>200000100006000 Learner Support Programs</b>   |                           |  |                         |                     |                                       |             |               |                           |                          |                        |                             |                            |                   |
| PS  | 2,450,000.00              | 1,375,712.25                               | 3,825,712.25            | 2,450,000.00        | 0.00                                  | 0.00        | 1,375,712.25  | 3,825,712.25              | 792,098.51               | 695,583.33             | 1,123,951.25                | 0.00                       | 2,611,633.09      |
| MOOE  | 0.00                      | 112,650.00                                 | 112,650.00              | 0.00                | 0.00                                  | 0.00        | 112,650.00    | 112,650.00                | 0.00                     | 0.00                   | 29,530.00                   | 0.00                       | 29,530.00         |
| Total   | 2,450,000.00              | 1,488,362.25                               | 3,938,362.25            | 2,450,000.00        | 0.00                                  | 0.00        | 1,488,362.25  | 3,938,362.25              | 792,098.51               | 695,583.33             | 1,153,481.25                | 0.00                       | 2,641,163.09      |
| <b>200000100007000 Building Partnerships and Linkages Program</b>   |                           |  |                         |                     |                                       |             |               |                           |                          |                        |                             |                            |                   |
| MOOE  | 0.00                      | 218,300.00                                 | 218,300.00              | 0.00                | 0.00                                  | 0.00        | 218,300.00    | 218,300.00                | 0.00                     | 0.00                   | 65,500.00                   | 0.00                       | 65,500.00         |
| Total   | 0.00                      | 218,300.00                                 | 218,300.00              | 0.00                | 0.00                                  | 0.00        | 218,300.00    | 218,300.00                | 0.00                     | 0.00                   | 65,500.00                   | 0.00                       | 65,500.00         |
| <b>200000100011000 Organizational and Professional Development for Non-Teaching Personnel</b>                 |                           |  |                         |                     |                                       |             |               |                           |                          |                        |                             |                            |                   |
| MOOE  | 107,000.00                | 0.00                                       | 107,000.00              | 107,000.00          | 0.00                                  | 0.00        | 0.00          | 107,000.00                | 0.00                     | 0.00                   | 107,000.00                  | 0.00                       | 107,000.00        |
| Total   | 107,000.00                | 0.00                                       | 107,000.00              | 107,000.00          | 0.00                                  | 0.00        | 0.00          | 107,000.00                | 0.00                     | 0.00                   | 107,000.00                  | 0.00                       | 107,000.00        |
| <b>200000100010000 Disaster Preparedness and Response Program</b>   |                           |  |                         |                     |                                       |             |               |                           |                          |                        |                             |                            |                   |
| MOOE  | 0.00                      | 84,150.00                                  | 84,150.00               | 0.00                | 0.00                                  | 0.00        | 84,150.00     | 84,150.00                 | 0.00                     | 6,959.00               | 44,254.00                   | 0.00                       | 51,213.00         |

CONSOLIDATED STATEMENT OF APPROPRIATIONS, ALLOTMENTS, OBLIGATIONS, DISBURSEMENTS AND BALANCES

For the Period: 01-Jan-22 30-Sep-22

FAR No. 1  
By Program/Project/Activity  
By Allotment Class

Department: 07 - Department of Education  
Agency: 001 - Office of the Secretary  
Operating Unit: Division of Valenzuela  
Division: Valenzuela City  
Region: DepEd - NCR  
Organizational Code (UACS): 070010813016  
Funding Source Code: 01 101101

Regular Appropriations  
Current Appropriations

| UACS CODE / PARTICULARS | CURRENT YEAR DISBURSEMENTS    |                              |                                   |                                  |                        | BALANCES                     |                          |                       | UNPAID OBLIGATIONS               |  |
|-------------------------|-------------------------------|------------------------------|-----------------------------------|----------------------------------|------------------------|------------------------------|--------------------------|-----------------------|----------------------------------|--|
|                         | 1st Qtr<br>Ending<br>March 31 | 2nd Qtr<br>Ending<br>June 30 | 3rd Qtr<br>Ending<br>September 30 | 4th Qtr<br>Ending<br>December 31 | Total<br>Disbursements | Unreleased<br>Appropriations | Unobligated<br>Allotment | Due and<br>Demandable | Not Yet Due<br>and<br>Demandable |  |

I. CURRENT YEAR BUDGET/APPROPRIATIONS

1. Agency Specific Budget

General Administration and Support (GAS)

|  |      |              |              |              |      |               |      |              |      |      |
|--|------|--------------|--------------|--------------|------|---------------|------|--------------|------|------|
| <b>100000100001000</b> General Management and Supervision - Central Office                                   |      |              |              |              |      |               |      |              |      |      |
|  | MOOE | 0.00         | 0.00         | 3,998,000.00 | 0.00 | 3,998,000.00  | 0.00 | 3,076,000.00 | 0.00 | 0.00 |
| Total  |      | 0.00         | 0.00         | 3,998,000.00 | 0.00 | 3,998,000.00  | 0.00 | 3,076,000.00 | 0.00 | 0.00 |
| <b>100000100001000</b> General Management and Supervision - Division Office - Proper                         |      |              |              |              |      |               |      |              |      |      |
|  | PS   | 3,527,841.12 | 4,647,560.43 | 3,484,063.71 | 0.00 | 11,659,465.26 | 0.00 | 4,527,534.74 | 0.00 | 0.00 |
|  | MOOE | 1,629,432.95 | 1,933,379.33 | 1,462,173.14 | 0.00 | 5,024,985.42  | 0.00 | 4,957,014.58 | 0.00 | 0.00 |
| Total  |      | 5,157,274.07 | 6,580,939.76 | 4,946,236.85 | 0.00 | 16,684,450.68 | 0.00 | 9,484,549.32 | 0.00 | 0.00 |
| <b>100000100002000</b> Administration of Personnel Benefits  |      |              |              |              |      |               |      |              |      |      |
|  | PS   | 130,416.00   | 674,852.00   | 3,239,162.00 | 0.00 | 4,044,430.00  | 0.00 | 765,000.00   | 0.00 | 0.00 |
| Total  |      | 130,416.00   | 674,852.00   | 3,239,162.00 | 0.00 | 4,044,430.00  | 0.00 | 765,000.00   | 0.00 | 0.00 |
| <b>Support to Operations (STO)</b>   |      |              |              |              |      |               |      |              |      |      |
| <b>200000100011000</b> Operational Expenses of the DepEd Task Force on the 2022 National and Local Elections |      |              |              |              |      |               |      |              |      |      |
|  | MOOE | 0.00         | 0.00         | 68,000.00    | 0.00 | 68,000.00     | 0.00 | 0.00         | 0.00 | 0.00 |
| Total  |      | 0.00         | 0.00         | 68,000.00    | 0.00 | 68,000.00     | 0.00 | 0.00         | 0.00 | 0.00 |
| <b>200000100006000</b> Learner Support Programs  |      |              |              |              |      |               |      |              |      |      |
|  | PS   | 792,098.51   | 695,583.33   | 1,123,951.25 | 0.00 | 2,611,633.09  | 0.00 | 1,214,079.16 | 0.00 | 0.00 |
|  | MOOE | 0.00         | 0.00         | 29,530.00    | 0.00 | 29,530.00     | 0.00 | 83,120.00    | 0.00 | 0.00 |
| Total  |      | 792,098.51   | 695,583.33   | 1,153,481.25 | 0.00 | 2,641,163.09  | 0.00 | 1,297,199.16 | 0.00 | 0.00 |
| <b>200000100007000</b> Building Partnerships and Linkages Program  |      |              |              |              |      |               |      |              |      |      |
|  | MOOE | 0.00         | 0.00         | 65,500.00    | 0.00 | 65,500.00     | 0.00 | 152,800.00   | 0.00 | 0.00 |
| Total  |      | 0.00         | 0.00         | 65,500.00    | 0.00 | 65,500.00     | 0.00 | 152,800.00   | 0.00 | 0.00 |
| <b>200000100011000</b> Organizational and Professional Development for Non-Teaching Personnel                |      |              |              |              |      |               |      |              |      |      |
|  | MOOE | 0.00         | 0.00         | 107,000.00   | 0.00 | 107,000.00    | 0.00 | 0.00         | 0.00 | 0.00 |
| Total  |      | 0.00         | 0.00         | 107,000.00   | 0.00 | 107,000.00    | 0.00 | 0.00         | 0.00 | 0.00 |
| <b>200000100010000</b> Disaster Preparedness and Response Program  |      |              |              |              |      |               |      |              |      |      |
|  | MOOE | 0.00         | 6,959.00     | 44,254.00    | 0.00 | 51,213.00     | 0.00 | 32,937.00    | 0.00 | 0.00 |

CONSOLIDATED STATEMENT OF APPROPRIATIONS, ALLOTMENTS, OBLIGATIONS, DISBURSEMENTS AND BALANCES

For the Period: 01-Jan-22 30-Sep-22

FAR No. 1  
By Program/Project/Activity  
By Allotment Class

Department: 07 - Department of Education  
Agency: 001 - Office of the Secretary  
Operating Unit: Division of Valenzuela  
Division: Valenzuela City  
Region: DepEd - NCR  
Organizational Code (UACS): 070010813016  
Funding Source Code: 01 101101

Regular Appropriations  
Current Appropriations

| UACS CODE / PARTICULARS  | APPROPRIATIONS            |  |                         | ALLOTMENTS          |                                       |             |               | CURRENT YEAR OBLIGATIONS  |                         |                        |                             |                            |                   |
|--|---------------------------|--|-------------------------|---------------------|---------------------------------------|-------------|---------------|---------------------------|-------------------------|------------------------|-----------------------------|----------------------------|-------------------|
|  | Authorized Appropriations | Adjustments (Transfer To)/From Realignment | Adjusted Appropriations | Allotments Received | Adjustments (Withdrawal, Realignment) | Transfer To | Transfer From | Adjusted Total Allotments | 1st Qtr Ending March 31 | 2nd Qtr Ending June 30 | 3rd Qtr Ending September 30 | 4th Qtr Ending December 31 | Total Obligations |
| Total  | 0.00                      | 84,150.00                                  | 84,150.00               | 0.00                | 0.00                                  | 0.00        | 84,150.00     | 84,150.00                 | 0.00                    | 6,959.00               | 44,254.00                   | 0.00                       | 51,213.00         |
| <b>Operations</b>  |                           |  |                         |                     |                                       |             |               |                           |                         |                        |                             |                            |                   |
| <b>EDUCATION POLICY DEVELOPMENT PROGRAM</b>  |                           |  |                         |                     |                                       |             |               |                           |                         |                        |                             |                            |                   |
| <b>310100100002000 Policy and Research Program</b>   |                           |  |                         |                     |                                       |             |               |                           |                         |                        |                             |                            |                   |
| PS   | 8,792,000.00              | 0.00                                       | 8,792,000.00            | 8,792,000.00        | 0.00                                  | 0.00        | 0.00          | 8,792,000.00              | 1,861,249.98            | 2,482,416.65           | 1,871,249.98                | 0.00                       | 6,214,916.61      |
| Total  | 8,792,000.00              | 0.00                                       | 8,792,000.00            | 8,792,000.00        | 0.00                                  | 0.00        | 0.00          | 8,792,000.00              | 1,861,249.98            | 2,482,416.65           | 1,871,249.98                | 0.00                       | 6,214,916.61      |
| <b>310100100004000 Curricular Programs, Learning Management Models, Standards and Strategy Development</b> |                           |  |                         |                     |                                       |             |               |                           |                         |                        |                             |                            |                   |
| PS   | 23,748,000.00             | 0.00                                       | 23,748,000.00           | 23,748,000.00       | 0.00                                  | 0.00        | 0.00          | 23,748,000.00             | 5,034,500.01            | 6,725,916.67           | 5,044,500.01                | 0.00                       | 16,804,916.69     |
| Total  | 23,748,000.00             | 0.00                                       | 23,748,000.00           | 23,748,000.00       | 0.00                                  | 0.00        | 0.00          | 23,748,000.00             | 5,034,500.01            | 6,725,916.67           | 5,044,500.01                | 0.00                       | 16,804,916.69     |
| <b>310100100007000 Early Language Literacy and Numeracy</b>  |                           |  |                         |                     |                                       |             |               |                           |                         |                        |                             |                            |                   |
| MOOE   | 0.00                      | 22,500.00                                  | 22,500.00               | 0.00                | 0.00                                  | 0.00        | 22,500.00     | 22,500.00                 | 0.00                    | 8,116.85               | 14,383.15                   | 0.00                       | 22,500.00         |
| Total  | 0.00                      | 22,500.00                                  | 22,500.00               | 0.00                | 0.00                                  | 0.00        | 22,500.00     | 22,500.00                 | 0.00                    | 8,116.85               | 14,383.15                   | 0.00                       | 22,500.00         |
| <b>310100100001000 National Assessment Systems for Basic Education</b>                                     |                           |  |                         |                     |                                       |             |               |                           |                         |                        |                             |                            |                   |
| MOOE   | 0.00                      | 149,820.00                                 | 149,820.00              | 0.00                | 0.00                                  | 0.00        | 149,820.00    | 149,820.00                | 0.00                    | 149,820.00             | 0.00                        | 0.00                       | 149,820.00        |
| Total  | 0.00                      | 149,820.00                                 | 149,820.00              | 0.00                | 0.00                                  | 0.00        | 149,820.00    | 149,820.00                | 0.00                    | 149,820.00             | 0.00                        | 0.00                       | 149,820.00        |
| <b>BASIC EDUCATION INPUTS PROGRAM</b>  |                           |  |                         |                     |                                       |             |               |                           |                         |                        |                             |                            |                   |
| <b>310200100003000 Learning Tools and Equipment</b>  |                           |  |                         |                     |                                       |             |               |                           |                         |                        |                             |                            |                   |
| MOOE   | 0.00                      | 746,025.00                                 | 746,025.00              | 0.00                | 0.00                                  | 0.00        | 746,025.00    | 746,025.00                | 0.00                    | 0.00                   | 0.00                        | 0.00                       | 0.00              |
| Total  | 0.00                      | 746,025.00                                 | 746,025.00              | 0.00                | 0.00                                  | 0.00        | 746,025.00    | 746,025.00                | 0.00                    | 0.00                   | 0.00                        | 0.00                       | 0.00              |
| <b>310200100005000 Computerization Program</b>   |                           |  |                         |                     |                                       |             |               |                           |                         |                        |                             |                            |                   |
| MOOE   | 0.00                      | 68,900.00                                  | 68,900.00               | 0.00                | 0.00                                  | 0.00        | 68,900.00     | 68,900.00                 | 0.00                    | 6,202.00               | 0.00                        | 0.00                       | 6,202.00          |
| CO   | 0.00                      | 1,000,000.00                               | 1,000,000.00            | 0.00                | 0.00                                  | 0.00        | 1,000,000.00  | 1,000,000.00              | 0.00                    | 0.00                   | 0.00                        | 0.00                       | 0.00              |
| Total  | 0.00                      | 1,068,900.00                               | 1,068,900.00            | 0.00                | 0.00                                  | 0.00        | 1,068,900.00  | 1,068,900.00              | 0.00                    | 6,202.00               | 0.00                        | 0.00                       | 6,202.00          |
| <b>310200100002000 New School Personnel Positions</b>  |                           |  |                         |                     |                                       |             |               |                           |                         |                        |                             |                            |                   |
| PS   | 0.00                      | 8,279,239.00                               | 8,279,239.00            | 8,279,239.00        | 0.00                                  | 0.00        | 0.00          | 8,279,239.00              | 0.00                    | 100,115.57             | 1,802,653.51                | 0.00                       | 1,902,769.08      |
| Total  | 0.00                      | 8,279,239.00                               | 8,279,239.00            | 8,279,239.00        | 0.00                                  | 0.00        | 0.00          | 8,279,239.00              | 0.00                    | 100,115.57             | 1,802,653.51                | 0.00                       | 1,902,769.08      |
| <b>INCLUSIVE EDUCATION PROGRAM</b>   |                           |  |                         |                     |                                       |             |               |                           |                         |                        |                             |                            |                   |
| <b>310300100005000 Special Education Program</b>   |                           |  |                         |                     |                                       |             |               |                           |                         |                        |                             |                            |                   |
| MOOE   | 0.00                      | 2,266,965.30                               | 2,266,965.30            | 0.00                | 0.00                                  | 0.00        | 2,266,965.30  | 2,266,965.30              | 0.00                    | 0.00                   | 2,188,687.88                | 0.00                       | 2,188,687.88      |
| Total  | 0.00                      | 2,266,965.30                               | 2,266,965.30            | 0.00                | 0.00                                  | 0.00        | 2,266,965.30  | 2,266,965.30              | 0.00                    | 0.00                   | 2,188,687.88                | 0.00                       | 2,188,687.88      |
| <b>310300100004000 Madrasah Education Program</b>  |                           |  |                         |                     |                                       |             |               |                           |                         |                        |                             |                            |                   |

CONSOLIDATED STATEMENT OF APPROPRIATIONS, ALLOTMENTS, OBLIGATIONS, DISBURSEMENTS AND BALANCES

FAR No. 1

For the Period: 01-Jan-22 30-Sep-22

By Program/Project/Activity  
By Allotment Class

Department: 07 - Department of Education  
Agency: 001 - Office of the Secretary  
Operating Unit: Division of Valenzuela  
Division: Valenzuela City  
Region: DepEd - NCR  
Organizational Code (UACS): 070010813016  
Funding Source Code: 01 101101

Regular Appropriations  
Current Appropriations

| UACS CODE / PARTICULARS  | CURRENT YEAR DISBURSEMENTS    |                              |                                   |                                  |                        | BALANCES                     |                          | UNPAID OBLIGATIONS    |                                  |
|--|-------------------------------|------------------------------|-----------------------------------|----------------------------------|------------------------|------------------------------|--------------------------|-----------------------|----------------------------------|
|  | 1st Qtr<br>Ending<br>March 31 | 2nd Qtr<br>Ending<br>June 30 | 3rd Qtr<br>Ending<br>September 30 | 4th Qtr<br>Ending<br>December 31 | Total<br>Disbursements | Unreleased<br>Appropriations | Unobligated<br>Allotment | Due and<br>Demandable | Not Yet Due<br>and<br>Demandable |
| Total  | 0.00                          | 6,959.00                     | 44,254.00                         | 0.00                             | 51,213.00              | 0.00                         | 32,937.00                | 0.00                  | 0.00                             |
| <b>Operations</b>  |                               |                              |                                   |                                  |                        |                              |                          |                       |                                  |
| <b>EDUCATION POLICY DEVELOPMENT PROGRAM</b>  |                               |                              |                                   |                                  |                        |                              |                          |                       |                                  |
| <b>310100100002000 Policy and Research Program</b>   |                               |                              |                                   |                                  |                        |                              |                          |                       |                                  |
| PS   | 1,861,249.98                  | 2,482,416.65                 | 1,871,249.98                      | 0.00                             | 6,214,916.61           | 0.00                         | 2,577,083.39             | 0.00                  | 0.00                             |
| Total  | 1,861,249.98                  | 2,482,416.65                 | 1,871,249.98                      | 0.00                             | 6,214,916.61           | 0.00                         | 2,577,083.39             | 0.00                  | 0.00                             |
| <b>310100100004000 Curricular Programs, Learning Management Models, Standards and Strategy Development</b> |                               |                              |                                   |                                  |                        |                              |                          |                       |                                  |
| PS   | 5,034,500.01                  | 6,725,916.67                 | 5,044,500.01                      | 0.00                             | 16,804,916.69          | 0.00                         | 6,943,083.31             | 0.00                  | 0.00                             |
| Total  | 5,034,500.01                  | 6,725,916.67                 | 5,044,500.01                      | 0.00                             | 16,804,916.69          | 0.00                         | 6,943,083.31             | 0.00                  | 0.00                             |
| <b>310100100007000 Early Language Literacy and Numeracy</b>  |                               |                              |                                   |                                  |                        |                              |                          |                       |                                  |
| MOOE   | 0.00                          | 8,116.85                     | 14,383.15                         | 0.00                             | 22,500.00              | 0.00                         | 0.00                     | 0.00                  | 0.00                             |
| Total  | 0.00                          | 8,116.85                     | 14,383.15                         | 0.00                             | 22,500.00              | 0.00                         | 0.00                     | 0.00                  | 0.00                             |
| <b>310100100001000 National Assessment Systems for Basic Education</b>                                     |                               |                              |                                   |                                  |                        |                              |                          |                       |                                  |
| MOOE   | 0.00                          | 149,820.00                   | 0.00                              | 0.00                             | 149,820.00             | 0.00                         | 0.00                     | 0.00                  | 0.00                             |
| Total  | 0.00                          | 149,820.00                   | 0.00                              | 0.00                             | 149,820.00             | 0.00                         | 0.00                     | 0.00                  | 0.00                             |
| <b>BASIC EDUCATION INPUTS PROGRAM</b>  |                               |                              |                                   |                                  |                        |                              |                          |                       |                                  |
| <b>310200100003000 Learning Tools and Equipment</b>  |                               |                              |                                   |                                  |                        |                              |                          |                       |                                  |
| MOOE   | 0.00                          | 0.00                         | 0.00                              | 0.00                             | 0.00                   | 0.00                         | 746,025.00               | 0.00                  | 0.00                             |
| Total  | 0.00                          | 0.00                         | 0.00                              | 0.00                             | 0.00                   | 0.00                         | 746,025.00               | 0.00                  | 0.00                             |
| <b>310200100005000 Computerization Program</b>   |                               |                              |                                   |                                  |                        |                              |                          |                       |                                  |
| MOOE   | 0.00                          | 6,202.00                     | 0.00                              | 0.00                             | 6,202.00               | 0.00                         | 62,698.00                | 0.00                  | 0.00                             |
| CO   | 0.00                          | 0.00                         | 0.00                              | 0.00                             | 0.00                   | 0.00                         | 1,000,000.00             | 0.00                  | 0.00                             |
| Total  | 0.00                          | 6,202.00                     | 0.00                              | 0.00                             | 6,202.00               | 0.00                         | 1,062,698.00             | 0.00                  | 0.00                             |
| <b>310200100002000 New School Personnel Positions</b>  |                               |                              |                                   |                                  |                        |                              |                          |                       |                                  |
| PS   | 0.00                          | 100,115.57                   | 1,802,653.51                      | 0.00                             | 1,902,769.08           | 0.00                         | 6,376,469.92             | 0.00                  | 0.00                             |
| Total  | 0.00                          | 100,115.57                   | 1,802,653.51                      | 0.00                             | 1,902,769.08           | 0.00                         | 6,376,469.92             | 0.00                  | 0.00                             |
| <b>INCLUSIVE EDUCATION PROGRAM</b>   |                               |                              |                                   |                                  |                        |                              |                          |                       |                                  |
| <b>310300100005000 Special Education Program</b>   |                               |                              |                                   |                                  |                        |                              |                          |                       |                                  |
| MOOE   | 0.00                          | 0.00                         | 2,038,687.88                      | 0.00                             | 2,038,687.88           | 0.00                         | 78,277.42                | 0.00                  | 0.00                             |
| Total  | 0.00                          | 0.00                         | 2,038,687.88                      | 0.00                             | 2,038,687.88           | 0.00                         | 78,277.42                | 0.00                  | 0.00                             |
| <b>310300100004000 Madrasah Education Program</b>  |                               |                              |                                   |                                  |                        |                              |                          |                       |                                  |

CONSOLIDATED STATEMENT OF APPROPRIATIONS, ALLOTMENTS, OBLIGATIONS, DISBURSEMENTS AND BALANCES

FAR No. 1  
By Program/Project/Activity  
By Allotment Class

For the Period: 01-Jan-22 30-Sep-22

Department: 07 - Department of Education  
Agency: 001 - Office of the Secretary  
Operating Unit: Division of Valenzuela  
Division: Valenzuela City  
Region: DepEd - NCR  
Organizational Code (UACS): 070010813016  
Funding Source Code: 01 101101

Regular Appropriations  
Current Appropriations

| UACS CODE / PARTICULARS   | APPROPRIATIONS            |  |                         | ALLOTMENTS              |                                       |             |                      |                           | CURRENT YEAR OBLIGATIONS |                        |                             |                            |                       |
|---|---------------------------|--|-------------------------|-------------------------|---------------------------------------|-------------|----------------------|---------------------------|--------------------------|------------------------|-----------------------------|----------------------------|-----------------------|
|   | Authorized Appropriations | Adjustments (Transfer To)/From Realignment | Adjusted Appropriations | Allotments Received     | Adjustments (Withdrawal, Realignment) | Transfer To | Transfer From        | Adjusted Total Allotments | 1st Qtr Ending March 31  | 2nd Qtr Ending June 30 | 3rd Qtr Ending September 30 | 4th Qtr Ending December 31 | Total Obligations     |
| MOOE  | 0.00                      | 484,000.00                                 | 484,000.00              | 0.00                    | 0.00                                  | 0.00        | 484,000.00           | 484,000.00                | 64,000.00                | 144,566.03             | 96,000.00                   | 0.00                       | 304,566.03            |
| <b>Total</b>  | <b>0.00</b>               | <b>484,000.00</b>                          | <b>484,000.00</b>       | <b>0.00</b>             | <b>0.00</b>                           | <b>0.00</b> | <b>484,000.00</b>    | <b>484,000.00</b>         | <b>64,000.00</b>         | <b>144,566.03</b>      | <b>96,000.00</b>            | <b>0.00</b>                | <b>304,566.03</b>     |
| <b>310300100003000 Flexible Learning Options (ADM/ALS/EIE)</b>                                  |                           |  |                         |                         |                                       |             |                      |                           |                          |                        |                             |                            |                       |
| MOOE  | 0.00                      | 26,577,788.21                              | 26,577,788.21           | 0.00                    | 0.00                                  | 0.00        | 26,577,788.21        | 26,577,788.21             | 0.00                     | 3,425,443.50           | 27,360.00                   | 0.00                       | 3,452,803.50          |
| <b>Total</b>  | <b>0.00</b>               | <b>26,577,788.21</b>                       | <b>26,577,788.21</b>    | <b>0.00</b>             | <b>0.00</b>                           | <b>0.00</b> | <b>26,577,788.21</b> | <b>26,577,788.21</b>      | <b>0.00</b>              | <b>3,425,443.50</b>    | <b>27,360.00</b>            | <b>0.00</b>                | <b>3,452,803.50</b>   |
| <b>SUPPORT TO SCHOOLS AND LEARNERS PROGRAM</b>  |                           |  |                         |                         |                                       |             |                      |                           |                          |                        |                             |                            |                       |
| <b>310400100001000 School-Based Feeding Program (SBFP)</b>                                      |                           |  |                         |                         |                                       |             |                      |                           |                          |                        |                             |                            |                       |
| MOOE  | 0.00                      | 10,931,027.00                              | 10,931,027.00           | 0.00                    | 0.00                                  | 0.00        | 10,931,027.00        | 10,931,027.00             | 0.00                     | 7,037,980.00           | 3,656,960.88                | 0.00                       | 10,694,940.88         |
| <b>Total</b>  | <b>0.00</b>               | <b>10,931,027.00</b>                       | <b>10,931,027.00</b>    | <b>0.00</b>             | <b>0.00</b>                           | <b>0.00</b> | <b>10,931,027.00</b> | <b>10,931,027.00</b>      | <b>0.00</b>              | <b>7,037,980.00</b>    | <b>3,656,960.88</b>         | <b>0.00</b>                | <b>10,694,940.88</b>  |
| <b>310400100002000 Operation of Schools - Elementary (Kinder to Grade 6)</b>                    |                           |  |                         |                         |                                       |             |                      |                           |                          |                        |                             |                            |                       |
| PS  | 1,112,260,000.00          | 0.00                                       | 1,112,260,000.00        | 1,112,260,000.00        | 0.00                                  | 0.00        | 0.00                 | 1,112,260,000.00          | 229,851,331.22           | 326,140,729.83         | 236,755,598.12              | 0.00                       | 792,747,659.17        |
| MOOE  | 54,480,000.00             | 2,170,685.00                               | 56,650,685.00           | 54,480,000.00           | 0.00                                  | 0.00        | 2,170,685.00         | 56,650,685.00             | 14,179,782.50            | 14,835,591.00          | 14,121,927.50               | 0.00                       | 43,137,301.00         |
| <b>Total</b>  | <b>1,166,740,000.00</b>   | <b>2,170,685.00</b>                        | <b>1,168,910,685.00</b> | <b>1,166,740,000.00</b> | <b>0.00</b>                           | <b>0.00</b> | <b>2,170,685.00</b>  | <b>1,168,910,685.00</b>   | <b>244,031,113.72</b>    | <b>340,976,320.83</b>  | <b>250,877,525.62</b>       | <b>0.00</b>                | <b>835,884,960.17</b> |
| <b>310400100003000 Operation of Schools - Junior High School (Grade 7 to Grade 10)</b>          |                           |  |                         |                         |                                       |             |                      |                           |                          |                        |                             |                            |                       |
| PS  | 947,547,000.00            | 0.00                                       | 947,547,000.00          | 947,547,000.00          | 0.00                                  | 0.00        | 0.00                 | 947,547,000.00            | 207,944,448.06           | 283,426,927.01         | 198,099,636.54              | 0.00                       | 689,471,011.61        |
| MOOE  | 52,138,000.00             | 2,744,510.40                               | 54,882,510.40           | 52,138,000.00           | 0.40                                  | 0.00        | 2,744,510.00         | 54,882,510.40             | 11,665,234.49            | 14,156,588.62          | 12,805,860.61               | 0.00                       | 38,627,683.72         |
| <b>Total</b>  | <b>999,685,000.00</b>     | <b>2,744,510.40</b>                        | <b>1,002,429,510.40</b> | <b>999,685,000.00</b>   | <b>0.40</b>                           | <b>0.00</b> | <b>2,744,510.00</b>  | <b>1,002,429,510.40</b>   | <b>219,609,682.55</b>    | <b>297,583,515.63</b>  | <b>210,905,497.15</b>       | <b>0.00</b>                | <b>728,098,695.33</b> |
| <b>310400100004000 Operation of Schools - Senior High School (Grade 11 to Grade 12)</b>         |                           |  |                         |                         |                                       |             |                      |                           |                          |                        |                             |                            |                       |
| PS  | 165,060,000.00            | 0.00                                       | 165,060,000.00          | 165,060,000.00          | 0.00                                  | 0.00        | 0.00                 | 165,060,000.00            | 22,919,920.36            | 40,402,791.85          | 23,736,225.07               | 0.00                       | 87,058,937.28         |
| MOOE  | 10,326,000.00             | 2,198,142.00                               | 12,524,142.00           | 10,326,000.00           | 0.00                                  | 0.00        | 2,198,142.00         | 12,524,142.00             | 2,889,643.18             | 4,070,859.69           | 2,208,575.69                | 0.00                       | 9,169,078.56          |
| <b>Total</b>  | <b>175,386,000.00</b>     | <b>2,198,142.00</b>                        | <b>177,584,142.00</b>   | <b>175,386,000.00</b>   | <b>0.00</b>                           | <b>0.00</b> | <b>2,198,142.00</b>  | <b>177,584,142.00</b>     | <b>25,809,563.54</b>     | <b>44,473,651.54</b>   | <b>25,944,800.76</b>        | <b>0.00</b>                | <b>96,228,015.84</b>  |
| <b>310400100013000 World Teacher's Day Incentive Benefit</b>                                    |                           |  |                         |                         |                                       |             |                      |                           |                          |                        |                             |                            |                       |
| PS  | 0.00                      | 4,768,000.00                               | 4,768,000.00            | 0.00                    | 0.00                                  | 0.00        | 4,768,000.00         | 4,768,000.00              | 0.00                     | 0.00                   | 4,270,000.00                | 0.00                       | 4,270,000.00          |
| <b>Total</b>  | <b>0.00</b>               | <b>4,768,000.00</b>                        | <b>4,768,000.00</b>     | <b>0.00</b>             | <b>0.00</b>                           | <b>0.00</b> | <b>4,768,000.00</b>  | <b>4,768,000.00</b>       | <b>0.00</b>              | <b>0.00</b>            | <b>4,270,000.00</b>         | <b>0.00</b>                | <b>4,270,000.00</b>   |
| <b>310400100010000 Grant of Cash Allowance</b>  |                           |  |                         |                         |                                       |             |                      |                           |                          |                        |                             |                            |                       |
| MOOE  | 0.00                      | 22,145,000.00                              | 22,145,000.00           | 0.00                    | 0.00                                  | 0.00        | 22,145,000.00        | 22,145,000.00             | 0.00                     | 0.00                   | 21,440,000.00               | 0.00                       | 21,440,000.00         |
| <b>Total</b>  | <b>0.00</b>               | <b>22,145,000.00</b>                       | <b>22,145,000.00</b>    | <b>0.00</b>             | <b>0.00</b>                           | <b>0.00</b> | <b>22,145,000.00</b> | <b>22,145,000.00</b>      | <b>0.00</b>              | <b>0.00</b>            | <b>21,440,000.00</b>        | <b>0.00</b>                | <b>21,440,000.00</b>  |
| <b>EDUCATION HUMAN RESOURCE DEVELOPMENT PROGRAM"</b>  |                           |  |                         |                         |                                       |             |                      |                           |                          |                        |                             |                            |                       |
| <b>310500100001000 Human resource development for personnel in schools and learning centers</b> |                           |  |                         |                         |                                       |             |                      |                           |                          |                        |                             |                            |                       |
| MOOE  | 2,724,000.00              | 1,000,000.00                               | 3,724,000.00            | 2,724,000.00            | 0.00                                  | 0.00        | 1,000,000.00         | 3,724,000.00              | 39,000.00                | 856,105.00             | 502,923.00                  | 0.00                       | 1,398,028.00          |
| <b>Total</b>  | <b>2,724,000.00</b>       | <b>1,000,000.00</b>                        | <b>3,724,000.00</b>     | <b>2,724,000.00</b>     | <b>0.00</b>                           | <b>0.00</b> | <b>1,000,000.00</b>  | <b>3,724,000.00</b>       | <b>39,000.00</b>         | <b>856,105.00</b>      | <b>502,923.00</b>           | <b>0.00</b>                | <b>1,398,028.00</b>   |

CONSOLIDATED STATEMENT OF APPROPRIATIONS, ALLOTMENTS, OBLIGATIONS, DISBURSEMENTS AND BALANCES

For the Period: 01-Jan-22 30-Sep-22

FAR No. 1  
By Program/Project/Activity  
By Allotment Class

Department: 07 - Department of Education  
Agency: 001 - Office of the Secretary  
Operating Unit: Division of Valenzuela  
Division: Valenzuela City  
Region: DepEd - NCR  
Organizational Code (UACS): 070010813016  
Funding Source Code: 01 101101

Regular Appropriations  
Current Appropriations

| UACS CODE / PARTICULARS   | CURRENT YEAR DISBURSEMENTS    |                              |                                   |                                  |                        | BALANCES                     |                          | UNPAID OBLIGATIONS    |                                  |
|---|-------------------------------|------------------------------|-----------------------------------|----------------------------------|------------------------|------------------------------|--------------------------|-----------------------|----------------------------------|
|   | 1st Qtr<br>Ending<br>March 31 | 2nd Qtr<br>Ending<br>June 30 | 3rd Qtr<br>Ending<br>September 30 | 4th Qtr<br>Ending<br>December 31 | Total<br>Disbursements | Unreleased<br>Appropriations | Unobligated<br>Allotment | Due and<br>Demandable | Not Yet Due<br>and<br>Demandable |
| MOOE  | 64,000.00                     | 144,566.03                   | 96,000.00                         | 0.00                             | 304,566.03             | 0.00                         | 179,433.97               | 0.00                  | 0.00                             |
| <b>Total</b>  | <b>64,000.00</b>              | <b>144,566.03</b>            | <b>96,000.00</b>                  | <b>0.00</b>                      | <b>304,566.03</b>      | <b>0.00</b>                  | <b>179,433.97</b>        | <b>0.00</b>           | <b>0.00</b>                      |
| <b>310300100003000 Flexible Learning Options (ADM/ALS/EIE)</b>                                  |                               |                              |                                   |                                  |                        |                              |                          |                       |                                  |
| MOOE  | 0.00                          | 3,425,443.50                 | 27,360.00                         | 0.00                             | 3,452,803.50           | 0.00                         | 23,124,984.71            | 0.00                  | 0.00                             |
| <b>Total</b>  | <b>0.00</b>                   | <b>3,425,443.50</b>          | <b>27,360.00</b>                  | <b>0.00</b>                      | <b>3,452,803.50</b>    | <b>0.00</b>                  | <b>23,124,984.71</b>     | <b>0.00</b>           | <b>0.00</b>                      |
| <b>SUPPORT TO SCHOOLS AND LEARNERS PROGRAM</b>  |                               |                              |                                   |                                  |                        |                              |                          |                       |                                  |
| <b>310400100001000 School-Based Feeding Program (SBFP)</b>                                      |                               |                              |                                   |                                  |                        |                              |                          |                       |                                  |
| MOOE  | 0.00                          | 4,927,480.00                 | 5,737,102.88                      | 0.00                             | 10,664,582.88          | 0.00                         | 236,086.12               | 0.00                  | 0.00                             |
| <b>Total</b>  | <b>0.00</b>                   | <b>4,927,480.00</b>          | <b>5,737,102.88</b>               | <b>0.00</b>                      | <b>10,664,582.88</b>   | <b>0.00</b>                  | <b>236,086.12</b>        | <b>0.00</b>           | <b>0.00</b>                      |
| <b>310400100002000 Operation of Schools - Elementary (Kinder to Grade 6)</b>                    |                               |                              |                                   |                                  |                        |                              |                          |                       |                                  |
| PS  | 229,851,331.22                | 326,140,729.83               | 236,755,598.12                    | 0.00                             | 792,747,659.17         | 0.00                         | 319,512,340.83           | 0.00                  | 0.00                             |
| MOOE  | 13,123,209.00                 | 13,489,695.37                | 13,892,391.39                     | 0.00                             | 40,505,295.76          | 0.00                         | 13,513,384.00            | 0.00                  | 0.00                             |
| <b>Total</b>  | <b>242,974,540.22</b>         | <b>339,630,425.20</b>        | <b>250,647,989.51</b>             | <b>0.00</b>                      | <b>833,252,954.93</b>  | <b>0.00</b>                  | <b>333,025,724.83</b>    | <b>0.00</b>           | <b>0.00</b>                      |
| <b>310400100003000 Operation of Schools - Junior High School (Grade 7 to Grade 10)</b>          |                               |                              |                                   |                                  |                        |                              |                          |                       |                                  |
| PS  | 207,944,448.06                | 283,426,927.01               | 198,099,636.54                    | 0.00                             | 689,471,011.61         | 0.00                         | 258,075,988.39           | 0.00                  | 0.00                             |
| MOOE  | 10,887,404.49                 | 13,578,668.61                | 12,571,996.78                     | 0.00                             | 37,038,069.88          | 0.00                         | 16,254,826.68            | 0.00                  | 0.00                             |
| <b>Total</b>  | <b>218,831,852.55</b>         | <b>297,005,595.62</b>        | <b>210,671,633.32</b>             | <b>0.00</b>                      | <b>726,509,081.49</b>  | <b>0.00</b>                  | <b>274,330,815.07</b>    | <b>0.00</b>           | <b>0.00</b>                      |
| <b>310400100004000 Operation of Schools - Senior High School (Grade 11 to Grade 12)</b>         |                               |                              |                                   |                                  |                        |                              |                          |                       |                                  |
| PS  | 22,919,920.36                 | 40,402,791.85                | 23,736,225.07                     | 0.00                             | 87,058,937.28          | 0.00                         | 78,001,062.72            | 0.00                  | 0.00                             |
| MOOE  | 2,576,143.18                  | 3,963,933.11                 | 2,376,366.85                      | 0.00                             | 8,916,443.14           | 0.00                         | 3,355,063.44             | 0.00                  | 0.00                             |
| <b>Total</b>  | <b>25,496,063.54</b>          | <b>44,366,724.96</b>         | <b>26,112,591.92</b>              | <b>0.00</b>                      | <b>95,975,380.42</b>   | <b>0.00</b>                  | <b>81,356,126.16</b>     | <b>0.00</b>           | <b>0.00</b>                      |
| <b>310400100013000 World Teacher's Day Incentive Benefit</b>                                    |                               |                              |                                   |                                  |                        |                              |                          |                       |                                  |
| PS  | 0.00                          | 0.00                         | 0.00                              | 0.00                             | 0.00                   | 0.00                         | 498,000.00               | 0.00                  | 0.00                             |
| <b>Total</b>  | <b>0.00</b>                   | <b>0.00</b>                  | <b>0.00</b>                       | <b>0.00</b>                      | <b>0.00</b>            | <b>0.00</b>                  | <b>498,000.00</b>        | <b>0.00</b>           | <b>0.00</b>                      |
| <b>310400100010000 Grant of Cash Allowance</b>  |                               |                              |                                   |                                  |                        |                              |                          |                       |                                  |
| MOOE  | 0.00                          | 0.00                         | 21,440,000.00                     | 0.00                             | 21,440,000.00          | 0.00                         | 705,000.00               | 0.00                  | 0.00                             |
| <b>Total</b>  | <b>0.00</b>                   | <b>0.00</b>                  | <b>21,440,000.00</b>              | <b>0.00</b>                      | <b>21,440,000.00</b>   | <b>0.00</b>                  | <b>705,000.00</b>        | <b>0.00</b>           | <b>0.00</b>                      |
| <b>EDUCATION HUMAN RESOURCE DEVELOPMENT PROGRAM"</b>  |                               |                              |                                   |                                  |                        |                              |                          |                       |                                  |
| <b>310500100001000 Human resource development for personnel in schools and learning centers</b> |                               |                              |                                   |                                  |                        |                              |                          |                       |                                  |
| MOOE  | 39,000.00                     | 856,105.00                   | 502,923.00                        | 0.00                             | 1,398,028.00           | 0.00                         | 2,325,972.00             | 0.00                  | 0.00                             |
| <b>Total</b>  | <b>39,000.00</b>              | <b>856,105.00</b>            | <b>502,923.00</b>                 | <b>0.00</b>                      | <b>1,398,028.00</b>    | <b>0.00</b>                  | <b>2,325,972.00</b>      | <b>0.00</b>           | <b>0.00</b>                      |

CONSOLIDATED STATEMENT OF APPROPRIATIONS, ALLOTMENTS, OBLIGATIONS, DISBURSEMENTS AND BALANCES

FAR No. 1  
By Program/Project/Activity  
By Allotment Class

For the Period: 01-Jan-22 30-Sep-22

Department: 07 - Department of Education  
Agency: 001 - Office of the Secretary  
Operating Unit: Division of Valenzuela  
Division: Valenzuela City  
Region: DepEd - NCR  
Organizational Code (UACS): 070010813016  
Funding Source Code: 01 101101

Regular Appropriations  
Current Appropriations

| UACS CODE / PARTICULARS               | APPROPRIATIONS            |  |                         | ALLOTMENTS              |                                       |             |                      |                           | CURRENT YEAR OBLIGATIONS |                        |                             |                            |                         |               |
|---------------------------------------|---------------------------|--|-------------------------|-------------------------|---------------------------------------|-------------|----------------------|---------------------------|--------------------------|------------------------|-----------------------------|----------------------------|-------------------------|---------------|
|                                       | Authorized Appropriations | Adjustments (Transfer To)/From Realignment | Adjusted Appropriations | Allotments Received     | Adjustments (Withdrawal, Realignment) | Transfer To | Transfer From        | Adjusted Total Allotments | 1st Qtr Ending March 31  | 2nd Qtr Ending June 30 | 3rd Qtr Ending September 30 | 4th Qtr Ending December 31 | Total Obligations       |               |
| <b>Total - Regular Appropriations</b> | 2,405,801,000.00          | 102,994,844.16                             | 2,508,795,844.16        | 2,414,080,239.00        | 0.40                                  | 0.00        | 94,715,604.76        | 2,508,795,844.16          | 502,528,898.38           | 711,928,504.36         | 545,964,176.04              | 0.00                       | 1,760,421,578.78        |               |
| <b>Total - Current Appropriations</b> | 2,405,801,000.00          | 102,994,844.16                             | 2,508,795,844.16        | 2,414,080,239.00        | 0.40                                  | 0.00        | 94,715,604.76        | 2,508,795,844.16          | 502,528,898.38           | 711,928,504.36         | 545,964,176.04              | 0.00                       | 1,760,421,578.78        |               |
| <b>Grand Total</b>                    | <b>2,405,801,000.00</b>   | <b>102,994,844.16</b>                      | <b>2,508,795,844.16</b> | <b>2,414,080,239.00</b> | <b>0.40</b>                           | <b>0.00</b> | <b>94,715,604.76</b> | <b>2,508,795,844.16</b>   | <b>502,528,898.38</b>    | <b>711,928,504.36</b>  | <b>545,964,176.04</b>       | <b>0.00</b>                | <b>1,760,421,578.78</b> |               |
| PS                                    | 2,276,044,000.00          | 19,232,381.25                              | 2,295,276,381.25        | 2,284,323,239.00        | 0.00                                  | 0.00        | 10,953,142.25        | 2,295,276,381.25          | 472,061,805.26           | 665,296,893.34         | 479,427,040.19              | 0.00                       | 1,616,785,738.79        |               |
| MOOE                                  | 129,757,000.00            | 82,762,462.91                              | 212,519,462.91          | 129,757,000.00          | 0.40                                  | 0.00        | 82,762,462.51        | 212,519,462.91            | 30,467,093.12            | 46,631,611.02          | 66,537,135.85               | 0.00                       | 143,635,839.99          |               |
| CO                                    | 0.00                      | 1,000,000.00                               | 1,000,000.00            | 0.00                    | 0.00                                  | 0.00        | 1,000,000.00         | 1,000,000.00              | 0.00                     | 0.00                   | 0.00                        | 0.00                       | 0.00                    |               |
| 01                                    | <b>MFO 01</b>             | 32,540,000.00                              | 172,320.00              | 32,712,320.00           | 32,540,000.00                         | 0.00        | 0.00                 | 172,320.00                | 32,712,320.00            | 6,895,749.99           | 9,366,270.17                | 6,930,133.14               | 0.00                    | 23,192,153.30 |
| 02                                    | <b>MFO 02</b>             | 0.00                                       | 10,094,164.00           | 10,094,164.00           | 8,279,239.00                          | 0.00        | 0.00                 | 1,814,925.00              | 10,094,164.00            | 0.00                   | 106,317.57                  | 1,802,653.51               | 0.00                    | 1,908,971.08  |
| 03                                    | <b>MFO 03</b>             | 0.00                                       | 29,328,753.51           | 29,328,753.51           | 0.00                                  | 0.00        | 0.00                 | 29,328,753.51             | 29,328,753.51            | 64,000.00              | 3,570,009.53                | 2,312,047.88               | 0.00                    | 5,946,057.41  |

CONSOLIDATED STATEMENT OF APPROPRIATIONS, ALLOTMENTS, OBLIGATIONS, DISBURSEMENTS AND BALANCES

For the Period: 01-Jan-22 — 30-Sep-22


FAR No. 1  
By Program/Project/Activity  
By Allotment Class

Department: 07 - Department of Education  
Agency: 001 - Office of the Secretary  
Operating Unit: Division of Valenzuela  
Division: Valenzuela City  
Region: DepEd - NCR  
Organizational Code (UACS): 070010813016  
Funding Source Code: 01 101101


Regular Appropriations  
Current Appropriations

| UACS CODE / PARTICULARS               | CURRENT YEAR DISBURSEMENTS    |                              |                                   |                                  |                         | BALANCES                     |                          | UNPAID OBLIGATIONS    |                                  |
|---------------------------------------|-------------------------------|------------------------------|-----------------------------------|----------------------------------|-------------------------|------------------------------|--------------------------|-----------------------|----------------------------------|
|                                       | 1st Qtr<br>Ending<br>March 31 | 2nd Qtr<br>Ending<br>June 30 | 3rd Qtr<br>Ending<br>September 30 | 4th Qtr<br>Ending<br>December 31 | Total<br>Disbursements  | Unreleased<br>Appropriations | Unobligated<br>Allotment | Due and<br>Demandable | Not Yet Due<br>and<br>Demandable |
| <b>Total - Regular Appropriations</b> | 500,380,994.88                | 707,787,262.14               | 539,628,709.26                    | 0.00                             | 1,747,796,966.28        | 0.00                         | 748,374,265.38           | 0.00                  | 0.00                             |
| <b>Total -Current Appropriations</b>  | 500,380,994.88                | 707,787,262.14               | 539,628,709.26                    | 0.00                             | 1,747,796,966.28        | 0.00                         | 748,374,265.38           | 0.00                  | 0.00                             |
| <b>Grand Total</b>                    | <b>500,380,994.88</b>         | <b>707,787,262.14</b>        | <b>539,628,709.26</b>             | <b>0.00</b>                      | <b>1,747,796,966.28</b> | <b>0.00</b>                  | <b>748,374,265.38</b>    | <b>0.00</b>           | <b>0.00</b>                      |
| PS                                    | 472,061,805.26                | 665,296,893.34               | 475,157,040.19                    | 0.00                             | 1,612,515,738.79        | 0.00                         | 678,490,642.46           | 0.00                  | 0.00                             |
| MOOE                                  | 28,319,189.62                 | 42,490,368.80                | 64,471,669.07                     | 0.00                             | 135,281,227.49          | 0.00                         | 68,883,622.92            | 0.00                  | 0.00                             |
| CO                                    | 0.00                          | 0.00                         | 0.00                              | 0.00                             | 0.00                    | 0.00                         | 1,000,000.00             | 0.00                  | 0.00                             |
| <b>MFO 01</b>                         | 6,895,749.99                  | 9,366,270.17                 | 6,930,133.14                      | 0.00                             | 23,192,153.30           | 0.00                         | 9,520,166.70             | 0.00                  | 0.00                             |
| <b>MFO 02</b>                         | 0.00                          | 106,317.57                   | 1,802,653.51                      | 0.00                             | 1,908,971.08            | 0.00                         | 8,185,192.92             | 0.00                  | 0.00                             |
| <b>MFO 03</b>                         | 64,000.00                     | 3,570,009.53                 | 2,162,047.88                      | 0.00                             | 5,796,057.41            | 0.00                         | 23,382,696.10            | 0.00                  | 0.00                             |

Certified Correct:

  
LANI D. AGMATA  
Budget Officer III

Noted by:

  
MELITON F. ZURBANO  
Schools Division Superintendent

CONSOLIDATED STATEMENT OF APPROPRIATIONS, ALLOTMENTS, OBLIGATIONS, DISBURSEMENTS AND BALANCES

FAR No. 1  
By Program/Project/Activity  
By Allotment Class

For the Period: 01-Jan-22 — 30-Sep-22

Department: 07 - Department of Education  
Agency: 001 - Office of the Secretary  
Operating Unit: Division of Valenzuela  
Division: Valenzuela City  
Region: DepEd - NCR  
Organizational Code (UACS): 070010813016  
Funding Source Code: 01 104102

Automatic Appropriations  
Current Appropriations

| UACS CODE / PARTICULARS   | APPROPRIATIONS            |  |                         | ALLOTMENTS          |                                       |             |               |                           | CURRENT YEAR OBLIGATIONS |                        |                             |                            |                   |
|---|---------------------------|--|-------------------------|---------------------|---------------------------------------|-------------|---------------|---------------------------|--------------------------|------------------------|-----------------------------|----------------------------|-------------------|
|   | Authorized Appropriations | Adjustments (Transfer To)/From Realignment | Adjusted Appropriations | Allotments Received | Adjustments (Withdrawal, Realignment) | Transfer To | Transfer From | Adjusted Total Allotments | 1st Qtr Ending March 31  | 2nd Qtr Ending June 30 | 3rd Qtr Ending September 30 | 4th Qtr Ending December 31 | Total Obligations |
| <b>I. CURRENT YEAR BUDGET/APPROPRIATIONS</b>  |                           |  |                         |                     |                                       |             |               |                           |                          |                        |                             |                            |                   |
| <b>2. Automatic Appropriations</b>  |                           |  |                         |                     |                                       |             |               |                           |                          |                        |                             |                            |                   |
| General Administration and Support (GAS)  |                           |  |                         |                     |                                       |             |               |                           |                          |                        |                             |                            |                   |
| <b>100000100001000 RLIP - General Management and Supervision - Division Office - Proper</b>                       |                           |  |                         |                     |                                       |             |               |                           |                          |                        |                             |                            |                   |
| RLIP  | 1,469,000.00              | 0.00                                       | 1,469,000.00            | 1,469,000.00        | 0.00                                  | 0.00        | 0.00          | 1,469,000.00              | 367,250.01               | 244,833.34             | 367,250.01                  | 0.00                       | 979,333.36        |
| Total   | 1,469,000.00              | 0.00                                       | 1,469,000.00            | 1,469,000.00        | 0.00                                  | 0.00        | 0.00          | 1,469,000.00              | 367,250.01               | 244,833.34             | 367,250.01                  | 0.00                       | 979,333.36        |
| <b>Support to Operations (STO)</b>  |                           |  |                         |                     |                                       |             |               |                           |                          |                        |                             |                            |                   |
| <b>200000100006000 RLIP - Learner Support Programs</b>  |                           |  |                         |                     |                                       |             |               |                           |                          |                        |                             |                            |                   |
| RLIP  | 231,000.00                | 0.00                                       | 231,000.00              | 231,000.00          | 0.00                                  | 0.00        | 0.00          | 231,000.00                | 57,750.00                | 38,500.00              | 57,750.00                   | 0.00                       | 154,000.00        |
| Total   | 231,000.00                | 0.00                                       | 231,000.00              | 231,000.00          | 0.00                                  | 0.00        | 0.00          | 231,000.00                | 57,750.00                | 38,500.00              | 57,750.00                   | 0.00                       | 154,000.00        |
| <b>Operations</b>   |                           |  |                         |                     |                                       |             |               |                           |                          |                        |                             |                            |                   |
| <b>EDUCATION POLICY DEVELOPMENT PROGRAM</b>   |                           |  |                         |                     |                                       |             |               |                           |                          |                        |                             |                            |                   |
| <b>310100100002000 RLIP - Policy and Research Program</b>   |                           |  |                         |                     |                                       |             |               |                           |                          |                        |                             |                            |                   |
| RLIP  | 830,000.00                | 0.00                                       | 830,000.00              | 830,000.00          | 0.00                                  | 0.00        | 0.00          | 830,000.00                | 207,500.01               | 138,333.34             | 207,500.01                  | 0.00                       | 553,333.36        |
| Total   | 830,000.00                | 0.00                                       | 830,000.00              | 830,000.00          | 0.00                                  | 0.00        | 0.00          | 830,000.00                | 207,500.01               | 138,333.34             | 207,500.01                  | 0.00                       | 553,333.36        |
| <b>310100100004000 RLIP - Curricular Programs, Learning Management Models, Standards and Strategy Development</b> |                           |  |                         |                     |                                       |             |               |                           |                          |                        |                             |                            |                   |
| RLIP  | 2,288,000.00              | 0.00                                       | 2,288,000.00            | 2,288,000.00        | 0.00                                  | 0.00        | 0.00          | 2,288,000.00              | 572,000.01               | 381,333.34             | 572,000.01                  | 0.00                       | 1,525,333.36      |
| Total   | 2,288,000.00              | 0.00                                       | 2,288,000.00            | 2,288,000.00        | 0.00                                  | 0.00        | 0.00          | 2,288,000.00              | 572,000.01               | 381,333.34             | 572,000.01                  | 0.00                       | 1,525,333.36      |
| <b>BASIC EDUCATION INPUTS PROGRAM</b>   |                           |  |                         |                     |                                       |             |               |                           |                          |                        |                             |                            |                   |
| <b>310200100002000 RLIP - New School Personnel Positions</b>  |                           |  |                         |                     |                                       |             |               |                           |                          |                        |                             |                            |                   |
| RLIP  | 0.00                      | 751,473.00                                 | 751,473.00              | 751,473.00          | 0.00                                  | 0.00        | 0.00          | 751,473.00                | 0.00                     | 114,131.44             | 0.00                        | 0.00                       | 114,131.44        |
| Total   | 0.00                      | 751,473.00                                 | 751,473.00              | 751,473.00          | 0.00                                  | 0.00        | 0.00          | 751,473.00                | 0.00                     | 114,131.44             | 0.00                        | 0.00                       | 114,131.44        |
| <b>SUPPORT TO SCHOOLS AND LEARNERS PROGRAM</b>  |                           |  |                         |                     |                                       |             |               |                           |                          |                        |                             |                            |                   |
| <b>310400100002000 RLIP - Operation of Schools - Elementary (Kinder to Grade 6)</b>                               |                           |  |                         |                     |                                       |             |               |                           |                          |                        |                             |                            |                   |
| RLIP  | 101,606,000.00            | 0.00                                       | 101,606,000.00          | 101,606,000.00      | 0.00                                  | 0.00        | 0.00          | 101,606,000.00            | 23,939,489.19            | 17,723,204.83          | 25,893,763.48               | 0.00                       | 67,556,457.50     |
| Total   | 101,606,000.00            | 0.00                                       | 101,606,000.00          | 101,606,000.00      | 0.00                                  | 0.00        | 0.00          | 101,606,000.00            | 23,939,489.19            | 17,723,204.83          | 25,893,763.48               | 0.00                       | 67,556,457.50     |
| <b>310400100003000 RLIP - Operation of Schools - Junior High School (Grade 7 to Grade 10)</b>                     |                           |  |                         |                     |                                       |             |               |                           |                          |                        |                             |                            |                   |
| RLIP  | 85,896,000.00             | 0.00                                       | 85,896,000.00           | 85,896,000.00       | 0.00                                  | 0.00        | 0.00          | 85,896,000.00             | 18,447,504.55            | 22,779,359.88          | 23,267,288.01               | 0.00                       | 64,494,152.44     |
| Total   | 85,896,000.00             | 0.00                                       | 85,896,000.00           | 85,896,000.00       | 0.00                                  | 0.00        | 0.00          | 85,896,000.00             | 18,447,504.55            | 22,779,359.88          | 23,267,288.01               | 0.00                       | 64,494,152.44     |

CONSOLIDATED STATEMENT OF APPROPRIATIONS, ALLOTMENTS, OBLIGATIONS, DISBURSEMENTS AND BALANCES

For the Period: 01-Jan-22 30-Sep-22

FAR No. 1  
By Program/Project/Activity  
By Allotment Class

Department: 07 - Department of Education  
Agency: 001 - Office of the Secretary  
Operating Unit: Division of Valenzuela  
Division: Valenzuela City  
Region: DepEd - NCR  
Organizational Code (UACS): 070010813016  
Funding Source Code: 01 104102

Automatic Appropriations  
Current Appropriations

| UACS CODE / PARTICULARS   | CURRENT YEAR DISBURSEMENTS    |                              |                                   |                                  |                        | BALANCES                     |                          |                       | UNPAID OBLIGATIONS               |  |
|---|-------------------------------|------------------------------|-----------------------------------|----------------------------------|------------------------|------------------------------|--------------------------|-----------------------|----------------------------------|--|
|   | 1st Qtr<br>Ending<br>March 31 | 2nd Qtr<br>Ending<br>June 30 | 3rd Qtr<br>Ending<br>September 30 | 4th Qtr<br>Ending<br>December 31 | Total<br>Disbursements | Unreleased<br>Appropriations | Unobligated<br>Allotment | Due and<br>Demandable | Not Yet Due<br>and<br>Demandable |  |
| <b>I. CURRENT YEAR BUDGET/APPROPRIATIONS</b>  |                               |                              |                                   |                                  |                        |                              |                          |                       |                                  |  |
| <b>2. Automatic Appropriations</b>  |                               |                              |                                   |                                  |                        |                              |                          |                       |                                  |  |
| General Administration and Support (GAS)  |                               |                              |                                   |                                  |                        |                              |                          |                       |                                  |  |
| <b>100000100001000 RLIP - General Management and Supervision - Division Office - Proper</b>                       |                               |                              |                                   |                                  |                        |                              |                          |                       |                                  |  |
| RLIP  | 367,250.01                    | 244,833.34                   | 367,250.01                        | 0.00                             | 979,333.36             | 0.00                         | 489,666.64               | 0.00                  | 0.00                             |  |
| Total   | 367,250.01                    | 244,833.34                   | 367,250.01                        | 0.00                             | 979,333.36             | 0.00                         | 489,666.64               | 0.00                  | 0.00                             |  |
| <b>Support to Operations (STO)</b>  |                               |                              |                                   |                                  |                        |                              |                          |                       |                                  |  |
| <b>200000100006000 RLIP - Learner Support Programs</b>  |                               |                              |                                   |                                  |                        |                              |                          |                       |                                  |  |
| RLIP  | 57,750.00                     | 38,500.00                    | 57,750.00                         | 0.00                             | 154,000.00             | 0.00                         | 77,000.00                | 0.00                  | 0.00                             |  |
| Total   | 57,750.00                     | 38,500.00                    | 57,750.00                         | 0.00                             | 154,000.00             | 0.00                         | 77,000.00                | 0.00                  | 0.00                             |  |
| <b>Operations</b>   |                               |                              |                                   |                                  |                        |                              |                          |                       |                                  |  |
| <b>EDUCATION POLICY DEVELOPMENT PROGRAM</b>   |                               |                              |                                   |                                  |                        |                              |                          |                       |                                  |  |
| <b>310100100002000 RLIP - Policy and Research Program</b>   |                               |                              |                                   |                                  |                        |                              |                          |                       |                                  |  |
| RLIP  | 207,500.01                    | 138,333.34                   | 207,500.01                        | 0.00                             | 553,333.36             | 0.00                         | 276,666.64               | 0.00                  | 0.00                             |  |
| Total   | 207,500.01                    | 138,333.34                   | 207,500.01                        | 0.00                             | 553,333.36             | 0.00                         | 276,666.64               | 0.00                  | 0.00                             |  |
| <b>310100100004000 RLIP - Curricular Programs, Learning Management Models, Standards and Strategy Development</b> |                               |                              |                                   |                                  |                        |                              |                          |                       |                                  |  |
| RLIP  | 572,000.01                    | 381,333.34                   | 572,000.01                        | 0.00                             | 1,525,333.36           | 0.00                         | 762,666.64               | 0.00                  | 0.00                             |  |
| Total   | 572,000.01                    | 381,333.34                   | 572,000.01                        | 0.00                             | 1,525,333.36           | 0.00                         | 762,666.64               | 0.00                  | 0.00                             |  |
| <b>BASIC EDUCATION INPUTS PROGRAM</b>   |                               |                              |                                   |                                  |                        |                              |                          |                       |                                  |  |
| <b>310200100002000 RLIP - New School Personnel Positions</b>  |                               |                              |                                   |                                  |                        |                              |                          |                       |                                  |  |
| RLIP  | 0.00                          | 114,131.44                   | 0.00                              | 0.00                             | 114,131.44             | 0.00                         | 637,341.56               | 0.00                  | 0.00                             |  |
| Total   | 0.00                          | 114,131.44                   | 0.00                              | 0.00                             | 114,131.44             | 0.00                         | 637,341.56               | 0.00                  | 0.00                             |  |
| <b>SUPPORT TO SCHOOLS AND LEARNERS PROGRAM</b>  |                               |                              |                                   |                                  |                        |                              |                          |                       |                                  |  |
| <b>310400100002000 RLIP - Operation of Schools - Elementary (Kinder to Grade 6)</b>                               |                               |                              |                                   |                                  |                        |                              |                          |                       |                                  |  |
| RLIP  | 23,939,489.19                 | 17,723,204.83                | 25,893,763.48                     | 0.00                             | 67,556,457.50          | 0.00                         | 34,049,542.50            | 0.00                  | 0.00                             |  |
| Total   | 23,939,489.19                 | 17,723,204.83                | 25,893,763.48                     | 0.00                             | 67,556,457.50          | 0.00                         | 34,049,542.50            | 0.00                  | 0.00                             |  |
| <b>310400100003000 RLIP - Operation of Schools - Junior High School (Grade 7 to Grade 10)</b>                     |                               |                              |                                   |                                  |                        |                              |                          |                       |                                  |  |
| RLIP  | 18,447,504.55                 | 22,779,359.88                | 23,267,288.01                     | 0.00                             | 64,494,152.44          | 0.00                         | 21,401,847.56            | 0.00                  | 0.00                             |  |
| Total   | 18,447,504.55                 | 22,779,359.88                | 23,267,288.01                     | 0.00                             | 64,494,152.44          | 0.00                         | 21,401,847.56            | 0.00                  | 0.00                             |  |

CONSOLIDATED STATEMENT OF APPROPRIATIONS, ALLOTMENTS, OBLIGATIONS, DISBURSEMENTS AND BALANCES

FAR No. 1  
By Program/Project/Activity  
By Allotment Class

For the Period: 01-Jan-22 30-Sep-22

Department: 07 - Department of Education  
Agency: 001 - Office of the Secretary  
Operating Unit: Division of Valenzuela  
Division: Valenzuela City  
Region: DepEd - NCR  
Organizational Code (UACS): 070010813016  
Funding Source Code: 01 104102

Automatic Appropriations  
Current Appropriations

| UACS CODE / PARTICULARS   | APPROPRIATIONS            |  |                         | ALLOTMENTS            |                                       |             |               |                           | CURRENT YEAR OBLIGATIONS |                        |                             |                            |                       |
|---|---------------------------|--|-------------------------|-----------------------|---------------------------------------|-------------|---------------|---------------------------|--------------------------|------------------------|-----------------------------|----------------------------|-----------------------|
|   | Authorized Appropriations | Adjustments (Transfer To)/From Realignment | Adjusted Appropriations | Allotments Received   | Adjustments (Withdrawal, Realignment) | Transfer To | Transfer From | Adjusted Total Allotments | 1st Qtr Ending March 31  | 2nd Qtr Ending June 30 | 3rd Qtr Ending September 30 | 4th Qtr Ending December 31 | Total Obligations     |
| 310400100004000 RLIP - Operation of Schools - Senior High School (Grade 11 to Grade 12) |                           |  |                         |                       |                                       |             |               |                           |                          |                        |                             |                            |                       |
| RLIP  | 15,228,000.00             | 0.00                                       | 15,228,000.00           | 15,228,000.00         | 0.00                                  | 0.00        | 0.00          | 15,228,000.00             | 3,807,000.00             | 2,538,000.00           | 3,807,000.00                | 0.00                       | 10,152,000.00         |
| Total   | 15,228,000.00             | 0.00                                       | 15,228,000.00           | 15,228,000.00         | 0.00                                  | 0.00        | 0.00          | 15,228,000.00             | 3,807,000.00             | 2,538,000.00           | 3,807,000.00                | 0.00                       | 10,152,000.00         |
| <b>Total - Automatic Appropriation</b>  | <b>207,548,000.00</b>     | <b>751,473.00</b>                          | <b>208,299,473.00</b>   | <b>208,299,473.00</b> | <b>0.00</b>                           | <b>0.00</b> | <b>0.00</b>   | <b>208,299,473.00</b>     | <b>47,398,493.77</b>     | <b>43,957,696.17</b>   | <b>54,172,551.52</b>        | <b>0.00</b>                | <b>145,528,741.46</b> |
| <b>Total - Current Appropriations</b>   | <b>207,548,000.00</b>     | <b>751,473.00</b>                          | <b>208,299,473.00</b>   | <b>208,299,473.00</b> | <b>0.00</b>                           | <b>0.00</b> | <b>0.00</b>   | <b>208,299,473.00</b>     | <b>47,398,493.77</b>     | <b>43,957,696.17</b>   | <b>54,172,551.52</b>        | <b>0.00</b>                | <b>145,528,741.46</b> |
| <b>Grand Total</b>  | <b>207,548,000.00</b>     | <b>751,473.00</b>                          | <b>208,299,473.00</b>   | <b>208,299,473.00</b> | <b>0.00</b>                           | <b>0.00</b> | <b>0.00</b>   | <b>208,299,473.00</b>     | <b>47,398,493.77</b>     | <b>43,957,696.17</b>   | <b>54,172,551.52</b>        | <b>0.00</b>                | <b>145,528,741.46</b> |
| RLIP  | 207,548,000.00            | 751,473.00                                 | 208,299,473.00          | 208,299,473.00        | 0.00                                  | 0.00        | 0.00          | 208,299,473.00            | 47,398,493.77            | 43,957,696.17          | 54,172,551.52               | 0.00                       | 145,528,741.46        |
| 01 MFO 01   | 3,118,000.00              | 0.00                                       | 3,118,000.00            | 3,118,000.00          | 0.00                                  | 0.00        | 0.00          | 3,118,000.00              | 779,500.02               | 519,666.68             | 779,500.02                  | 0.00                       | 2,078,666.72          |
| 02 MFO 02   | 0.00                      | 751,473.00                                 | 751,473.00              | 751,473.00            | 0.00                                  | 0.00        | 0.00          | 751,473.00                | 0.00                     | 114,131.44             | 0.00                        | 0.00                       | 114,131.44            |

CONSOLIDATED STATEMENT OF APPROPRIATIONS, ALLOTMENTS, OBLIGATIONS, DISBURSEMENTS AND BALANCES

FAR No. 1  
By Program/Project/Activity  
By Allotment Class

For the Period: 01-Jan-22 — 30-Sep-22

Department: 07 - Department of Education  
Agency: 001 - Office of the Secretary  
Operating Unit: Division of Valenzuela  
Division: Valenzuela City  
Region: DepEd - NCR  
Organizational Code (UACS): 070010813016  
Funding Source Code: 01 104102


Automatic Appropriations  
Current Appropriations

| UACS CODE / PARTICULARS  | CURRENT YEAR DISBURSEMENTS    |                              |                                   |                                  |                        | BALANCES                     |                          | UNPAID OBLIGATIONS    |                                  |
|--|-------------------------------|------------------------------|-----------------------------------|----------------------------------|------------------------|------------------------------|--------------------------|-----------------------|----------------------------------|
|  | 1st Qtr<br>Ending<br>March 31 | 2nd Qtr<br>Ending<br>June 30 | 3rd Qtr<br>Ending<br>September 30 | 4th Qtr<br>Ending<br>December 31 | Total<br>Disbursements | Unreleased<br>Appropriations | Unobligated<br>Allotment | Due and<br>Demandable | Not Yet Due<br>and<br>Demandable |
| <b>310400100004000 RLIP - Operation of Schools - Senior High School (Grade 11 to Grade 12)</b> |                               |                              |                                   |                                  |                        |                              |                          |                       |                                  |
| RLIP   | 3,807,000.00                  | 2,538,000.00                 | 3,807,000.00                      | 0.00                             | 10,152,000.00          | 0.00                         | 5,076,000.00             | 0.00                  | 0.00                             |
| Total  | 3,807,000.00                  | 2,538,000.00                 | 3,807,000.00                      | 0.00                             | 10,152,000.00          | 0.00                         | 5,076,000.00             | 0.00                  | 0.00                             |
| <b>Total - Automatic Appropriations</b>  | <b>47,398,493.77</b>          | <b>43,957,696.17</b>         | <b>54,172,551.52</b>              | <b>0.00</b>                      | <b>145,528,741.46</b>  | <b>0.00</b>                  | <b>62,770,731.54</b>     | <b>0.00</b>           | <b>0.00</b>                      |
| <b>Total - Current Appropriations</b>  | <b>47,398,493.77</b>          | <b>43,957,696.17</b>         | <b>54,172,551.52</b>              | <b>0.00</b>                      | <b>145,528,741.46</b>  | <b>0.00</b>                  | <b>62,770,731.54</b>     | <b>0.00</b>           | <b>0.00</b>                      |
| <b>Grand Total</b>   | <b>47,398,493.77</b>          | <b>43,957,696.17</b>         | <b>54,172,551.52</b>              | <b>0.00</b>                      | <b>145,528,741.46</b>  | <b>0.00</b>                  | <b>62,770,731.54</b>     | <b>0.00</b>           | <b>0.00</b>                      |
| RLIP   | 47,398,493.77                 | 43,957,696.17                | 54,172,551.52                     | 0.00                             | 145,528,741.46         | 0.00                         | 62,770,731.54            | 0.00                  | 0.00                             |
| <b>MFO 01</b>  | <b>779,500.02</b>             | <b>519,666.68</b>            | <b>779,500.02</b>                 | <b>0.00</b>                      | <b>2,078,666.72</b>    | <b>0.00</b>                  | <b>1,039,333.28</b>      | <b>0.00</b>           | <b>0.00</b>                      |
| <b>MFO 02</b>  | <b>0.00</b>                   | <b>114,131.44</b>            | <b>0.00</b>                       | <b>0.00</b>                      | <b>114,131.44</b>      | <b>0.00</b>                  | <b>637,341.56</b>        | <b>0.00</b>           | <b>0.00</b>                      |

Certified Correct:

  
LANI D. AGMAT  
Budget Officer III

Noted by:

  
MELITON P. ZURBANO  
Schools Division Superintendent

CONSOLIDATED STATEMENT OF APPROPRIATIONS, ALLOTMENTS, OBLIGATIONS, DISBURSEMENTS AND BALANCES

For the Period: 01-Jan-22 — 30-Sep-22

FAR No. 1  
By Program/Project/Activity  
By Allotment Class

Department: 07 - Department of Education  
Agency: 001 - Office of the Secretary  
Operating Unit: Division of Valenzuela  
Division: Valenzuela City  
Region: DepEd - NCR  
Organizational Code (UACS): 070010813016  
Funding Source Code: 01 101406

Special Purpose Fund  
Current Appropriations

| UACS CODE / PARTICULARS | APPROPRIATIONS            |  |                         | ALLOTMENTS          |                                       |             |               |                           | CURRENT YEAR OBLIGATIONS |                        |                             |                            |                   |
|-------------------------|---------------------------|--|-------------------------|---------------------|---------------------------------------|-------------|---------------|---------------------------|--------------------------|------------------------|-----------------------------|----------------------------|-------------------|
|                         | Authorized Appropriations | Adjustments (Transfer To)/From Realignment | Adjusted Appropriations | Allotments Received | Adjustments (Withdrawal, Realignment) | Transfer To | Transfer From | Adjusted Total Allotments | 1st Qtr Ending March 31  | 2nd Qtr Ending June 30 | 3rd Qtr Ending September 30 | 4th Qtr Ending December 31 | Total Obligations |

I. CURRENT YEAR BUDGET/APPROPRIATIONS

3. Special Purpose Funds

General Administration and Support (GAS)

|   |             |                      |                      |             |             |             |                      |                      |                      |                     |             |             |                      |
|---|-------------|----------------------|----------------------|-------------|-------------|-------------|----------------------|----------------------|----------------------|---------------------|-------------|-------------|----------------------|
| <b>100000100001001 MPBF - General Management and Supervision - Regional Office Proper</b> |             |                      |                      |             |             |             |                      |                      |                      |                     |             |             |                      |
| PS  | 0.00        | 64,356,691.00        | 64,356,691.00        | 0.00        | 0.00        | 0.00        | 64,356,691.00        | 64,356,691.00        | 62,236,734.68        | 1,908,145.75        | 0.00        | 0.00        | 64,144,880.43        |
| <b>Total</b>  | <b>0.00</b> | <b>64,356,691.00</b> | <b>64,356,691.00</b> | <b>0.00</b> | <b>0.00</b> | <b>0.00</b> | <b>64,356,691.00</b> | <b>64,356,691.00</b> | <b>62,236,734.68</b> | <b>1,908,145.75</b> | <b>0.00</b> | <b>0.00</b> | <b>64,144,880.43</b> |
| <b>Total - Special Purpose Fund</b>   | <b>0.00</b> | <b>64,356,691.00</b> | <b>64,356,691.00</b> | <b>0.00</b> | <b>0.00</b> | <b>0.00</b> | <b>64,356,691.00</b> | <b>64,356,691.00</b> | <b>62,236,734.68</b> | <b>1,908,145.75</b> | <b>0.00</b> | <b>0.00</b> | <b>64,144,880.43</b> |
| <b>Total - Current Appropriations</b>   | <b>0.00</b> | <b>64,356,691.00</b> | <b>64,356,691.00</b> | <b>0.00</b> | <b>0.00</b> | <b>0.00</b> | <b>64,356,691.00</b> | <b>64,356,691.00</b> | <b>62,236,734.68</b> | <b>1,908,145.75</b> | <b>0.00</b> | <b>0.00</b> | <b>64,144,880.43</b> |
| <b>Grand Total</b>  | <b>0.00</b> | <b>64,356,691.00</b> | <b>64,356,691.00</b> | <b>0.00</b> | <b>0.00</b> | <b>0.00</b> | <b>64,356,691.00</b> | <b>64,356,691.00</b> | <b>62,236,734.68</b> | <b>1,908,145.75</b> | <b>0.00</b> | <b>0.00</b> | <b>64,144,880.43</b> |
| PS  | 0.00        | 64,356,691.00        | 64,356,691.00        | 0.00        | 0.00        | 0.00        | 64,356,691.00        | 64,356,691.00        | 62,236,734.68        | 1,908,145.75        | 0.00        | 0.00        | 64,144,880.43        |

CONSOLIDATED STATEMENT OF APPROPRIATIONS, ALLOTMENTS, OBLIGATIONS, DISBURSEMENTS AND BALANCES

For the Period: 01-Jan-22 — 30-Sep-22


FAR No. 1  
By Program/Project/Activity  
By Allotment Class

Department: 07 - Department of Education  
Agency: 001 - Office of the Secretary  
Operating Unit: Division of Valenzuela  
Division: Valenzuela City  
Region: DepEd - NCR  
Organizational Code (UACS): 070010813016  
Funding Source Code: 01 101406


Special Purpose Fund  
Current Appropriations

| UACS CODE / PARTICULARS   | CURRENT YEAR DISBURSEMENTS    |                              |                                   |                                  |                        | BALANCES                     |                          |                       | UNPAID OBLIGATIONS               |  |
|---|-------------------------------|------------------------------|-----------------------------------|----------------------------------|------------------------|------------------------------|--------------------------|-----------------------|----------------------------------|--|
|   | 1st Qtr<br>Ending<br>March 31 | 2nd Qtr<br>Ending<br>June 30 | 3rd Qtr<br>Ending<br>September 30 | 4th Qtr<br>Ending<br>December 31 | Total<br>Disbursements | Unreleased<br>Appropriations | Unobligated<br>Allotment | Due and<br>Demandable | Not Yet Due<br>and<br>Demandable |  |
| <b>I. CURRENT YEAR BUDGET/APPROPRIATIONS</b>  |                               |                              |                                   |                                  |                        |                              |                          |                       |                                  |  |
| <b>3. Special Purpose Funds</b>   |                               |                              |                                   |                                  |                        |                              |                          |                       |                                  |  |
| General Administration and Support (GAS)  |                               |                              |                                   |                                  |                        |                              |                          |                       |                                  |  |
| <b>100000100001001 MPBF - General Management and Supervision - Regional Office Proper</b> |                               |                              |                                   |                                  |                        |                              |                          |                       |                                  |  |
| PS  | 62,236,734.68                 | 1,908,145.75                 | 0.00                              | 0.00                             | 64,144,880.43          | 0.00                         | 211,810.57               | 0.00                  | 0.00                             |  |
| <b>Total</b>  | <b>62,236,734.68</b>          | <b>1,908,145.75</b>          | <b>0.00</b>                       | <b>0.00</b>                      | <b>64,144,880.43</b>   | <b>0.00</b>                  | <b>211,810.57</b>        | <b>0.00</b>           | <b>0.00</b>                      |  |
| <b>Total - Special Purpose Fund</b>   | <b>62,236,734.68</b>          | <b>1,908,145.75</b>          | <b>0.00</b>                       | <b>0.00</b>                      | <b>64,144,880.43</b>   | <b>0.00</b>                  | <b>211,810.57</b>        | <b>0.00</b>           | <b>0.00</b>                      |  |
| <b>Total -Current Appropriations</b>  | <b>62,236,734.68</b>          | <b>1,908,145.75</b>          | <b>0.00</b>                       | <b>0.00</b>                      | <b>64,144,880.43</b>   | <b>0.00</b>                  | <b>211,810.57</b>        | <b>0.00</b>           | <b>0.00</b>                      |  |
| <b>Grand Total</b>  | <b>62,236,734.68</b>          | <b>1,908,145.75</b>          | <b>0.00</b>                       | <b>0.00</b>                      | <b>64,144,880.43</b>   | <b>0.00</b>                  | <b>211,810.57</b>        | <b>0.00</b>           | <b>0.00</b>                      |  |
| PS  | 62,236,734.68                 | 1,908,145.75                 | 0.00                              | 0.00                             | 64,144,880.43          | 0.00                         | 211,810.57               | 0.00                  | 0.00                             |  |

Certified Correct:

  
LAWLI D. AGMATA  
Budget Officer III

Noted by:

  
MELITON B. ZURBANO  
Schools Division Superintendent

CONSOLIDATED STATEMENT OF APPROPRIATIONS, ALLOTMENTS, OBLIGATIONS, DISBURSEMENTS AND BALANCES

For the Period: 01-Jan-22 to 30-Sep-22

FAR No. 1  
By Program/Project/Activity  
By Allotment Class

Department: 07 - Department of Education  
Agency: 001 - Office of the Secretary  
Operating Unit: Division of Valenzuela  
Division: Valenzuela City  
Region: DepEd - NCR  
Organizational Code (UACS): 070010813016  
Funding Source Code: 01 102101

Regular Appropriations  
Continuing Appropriations

| UACS CODE / PARTICULARS | APPROPRIATIONS            |  |                         | ALLOTMENTS          |                                       |             |               |                           | CURRENT YEAR OBLIGATIONS |                        |                             |                            |                   |
|-------------------------|---------------------------|--|-------------------------|---------------------|---------------------------------------|-------------|---------------|---------------------------|--------------------------|------------------------|-----------------------------|----------------------------|-------------------|
|                         | Authorized Appropriations | Adjustments (Transfer To)/From Realignment | Adjusted Appropriations | Allotments Received | Adjustments (Withdrawal, Realignment) | Transfer To | Transfer From | Adjusted Total Allotments | 1st Qtr Ending March 31  | 2nd Qtr Ending June 30 | 3rd Qtr Ending September 30 | 4th Qtr Ending December 31 | Total Obligations |

II. PRIOR YEAR'S BUDGET/ CONTINUING APPROPRIATIONS

1. Agency Specific Budget

General Administration and Support (GAS)

|  |      |      |            |            |            |      |      |      |            |            |      |      |      |            |
|--|------|------|------------|------------|------------|------|------|------|------------|------------|------|------|------|------------|
| <b>100000100001000 General Management and Supervision - Central Office</b> |      |      |            |            |            |      |      |      |            |            |      |      |      |            |
|  | MOOE | 0.00 | 407,487.00 | 407,487.00 | 407,487.00 | 0.00 | 0.00 | 0.00 | 407,487.00 | 100,000.00 | 0.00 | 0.00 | 0.00 | 100,000.00 |
| Total  |      | 0.00 | 407,487.00 | 407,487.00 | 407,487.00 | 0.00 | 0.00 | 0.00 | 407,487.00 | 100,000.00 | 0.00 | 0.00 | 0.00 | 100,000.00 |

|  |      |      |              |              |              |      |      |      |              |      |      |      |      |      |
|--|------|------|--------------|--------------|--------------|------|------|------|--------------|------|------|------|------|------|
| <b>100000100001000 General Management and Supervision - Division Office - Proper</b> |      |      |              |              |              |      |      |      |              |      |      |      |      |      |
|  | MOOE | 0.00 | 1,189,135.73 | 1,189,135.73 | 1,189,135.73 | 0.00 | 0.00 | 0.00 | 1,189,135.73 | 0.00 | 0.00 | 0.00 | 0.00 | 0.00 |
| Total  |      | 0.00 | 1,189,135.73 | 1,189,135.73 | 1,189,135.73 | 0.00 | 0.00 | 0.00 | 1,189,135.73 | 0.00 | 0.00 | 0.00 | 0.00 | 0.00 |

Support to Operations (STO)

|  |      |      |          |          |      |      |      |          |          |      |      |      |      |      |
|--|------|------|----------|----------|------|------|------|----------|----------|------|------|------|------|------|
| <b>200000100004000 Planning and Management Information Systems</b> |      |      |          |          |      |      |      |          |          |      |      |      |      |      |
|  | MOOE | 0.00 | 6,250.00 | 6,250.00 | 0.00 | 0.00 | 0.00 | 6,250.00 | 6,250.00 | 0.00 | 0.00 | 0.00 | 0.00 | 0.00 |
| Total  |      | 0.00 | 6,250.00 | 6,250.00 | 0.00 | 0.00 | 0.00 | 6,250.00 | 6,250.00 | 0.00 | 0.00 | 0.00 | 0.00 | 0.00 |

|   |      |      |           |           |           |      |      |           |           |      |      |           |      |           |
|---|------|------|-----------|-----------|-----------|------|------|-----------|-----------|------|------|-----------|------|-----------|
| <b>200000100006000 Learner Support Programs</b> |      |      |           |           |           |      |      |           |           |      |      |           |      |           |
|   | MOOE | 0.00 | 60,150.00 | 60,150.00 | 38,150.00 | 0.00 | 0.00 | 22,000.00 | 60,150.00 | 0.00 | 0.00 | 18,474.20 | 0.00 | 18,474.20 |
| Total   |      | 0.00 | 60,150.00 | 60,150.00 | 38,150.00 | 0.00 | 0.00 | 22,000.00 | 60,150.00 | 0.00 | 0.00 | 18,474.20 | 0.00 | 18,474.20 |

|   |      |      |            |            |            |      |      |      |            |            |      |      |      |            |
|---|------|------|------------|------------|------------|------|------|------|------------|------------|------|------|------|------------|
| <b>200000100007000 Building Partnerships and Linkages Program</b> |      |      |            |            |            |      |      |      |            |            |      |      |      |            |
|   | MOOE | 0.00 | 242,989.00 | 242,989.00 | 242,989.00 | 0.00 | 0.00 | 0.00 | 242,989.00 | 145,950.00 | 0.00 | 0.00 | 0.00 | 145,950.00 |
| Total   |      | 0.00 | 242,989.00 | 242,989.00 | 242,989.00 | 0.00 | 0.00 | 0.00 | 242,989.00 | 145,950.00 | 0.00 | 0.00 | 0.00 | 145,950.00 |

|   |      |      |           |           |           |      |      |      |           |      |      |      |      |      |
|---|------|------|-----------|-----------|-----------|------|------|------|-----------|------|------|------|------|------|
| <b>200000100010000 Disaster Preparedness and Response Program</b> |      |      |           |           |           |      |      |      |           |      |      |      |      |      |
|   | MOOE | 0.00 | 12,494.25 | 12,494.25 | 12,494.25 | 0.00 | 0.00 | 0.00 | 12,494.25 | 0.00 | 0.00 | 0.00 | 0.00 | 0.00 |
| Total   |      | 0.00 | 12,494.25 | 12,494.25 | 12,494.25 | 0.00 | 0.00 | 0.00 | 12,494.25 | 0.00 | 0.00 | 0.00 | 0.00 | 0.00 |

|   |      |      |           |           |           |      |      |      |           |      |      |           |      |           |
|---|------|------|-----------|-----------|-----------|------|------|------|-----------|------|------|-----------|------|-----------|
| <b>200000100011000 Organizational and Professional Development for Non-Teaching Personnel</b> |      |      |           |           |           |      |      |      |           |      |      |           |      |           |
|   | MOOE | 0.00 | 15,000.00 | 15,000.00 | 15,000.00 | 0.00 | 0.00 | 0.00 | 15,000.00 | 0.00 | 0.00 | 15,000.00 | 0.00 | 15,000.00 |
| Total   |      | 0.00 | 15,000.00 | 15,000.00 | 15,000.00 | 0.00 | 0.00 | 0.00 | 15,000.00 | 0.00 | 0.00 | 15,000.00 | 0.00 | 15,000.00 |

Operations

EDUCATION POLICY DEVELOPMENT PROGRAM

|   |      |      |        |        |        |      |      |      |        |      |      |      |      |      |
|---|------|------|--------|--------|--------|------|------|------|--------|------|------|------|------|------|
| <b>310100100003000 Basic Education Curriculum</b> |      |      |        |        |        |      |      |      |        |      |      |      |      |      |
|   | MOOE | 0.00 | 600.00 | 600.00 | 600.00 | 0.00 | 0.00 | 0.00 | 600.00 | 0.00 | 0.00 | 0.00 | 0.00 | 0.00 |

CONSOLIDATED STATEMENT OF APPROPRIATIONS, ALLOTMENTS, OBLIGATIONS, DISBURSEMENTS AND BALANCES

FAR No. 1  
By Program/Project/Activity  
By Allotment Class

For the Period: 01-Jan-22 30-Sep-22

Department: 07 - Department of Education  
Agency: 001 - Office of the Secretary  
Operating Unit: Division of Valenzuela  
Division: Valenzuela City  
Region: DepEd - NCR  
Organizational Code (UACS): 070010813016  
Funding Source Code: 01 102101

Regular Appropriations  
Continuing Appropriations

| UACS CODE / PARTICULARS | CURRENT YEAR DISBURSEMENTS    |                              |                                   |                                  |                        | BALANCES                     |                          |                       | UNPAID OBLIGATIONS               |  |
|-------------------------|-------------------------------|------------------------------|-----------------------------------|----------------------------------|------------------------|------------------------------|--------------------------|-----------------------|----------------------------------|--|
|                         | 1st Qtr<br>Ending<br>March 31 | 2nd Qtr<br>Ending<br>June 30 | 3rd Qtr<br>Ending<br>September 30 | 4th Qtr<br>Ending<br>December 31 | Total<br>Disbursements | Unreleased<br>Appropriations | Unobligated<br>Allotment | Due and<br>Demandable | Not Yet Due<br>and<br>Demandable |  |

II. PRIOR YEAR'S BUDGET/ CONTINUING APPROPRIATIONS

1. Agency Specific Budget

General Administration and Support (GAS)

|   |      |            |            |           |      |            |      |              |      |      |
|---|------|------------|------------|-----------|------|------------|------|--------------|------|------|
| <b>100000100001000 General Management and Supervision - Central Office</b>                    |      |            |            |           |      |            |      |              |      |      |
|   | MOOE | 0.00       | 100,000.00 | 0.00      | 0.00 | 100,000.00 | 0.00 | 307,487.00   | 0.00 | 0.00 |
| Total   |      | 0.00       | 100,000.00 | 0.00      | 0.00 | 100,000.00 | 0.00 | 307,487.00   | 0.00 | 0.00 |
| <b>100000100001000 General Management and Supervision - Division Office - Proper</b>          |      |            |            |           |      |            |      |              |      |      |
|   | MOOE | 0.00       | 0.00       | 0.00      | 0.00 | 0.00       | 0.00 | 1,189,135.73 | 0.00 | 0.00 |
| Total   |      | 0.00       | 0.00       | 0.00      | 0.00 | 0.00       | 0.00 | 1,189,135.73 | 0.00 | 0.00 |
| <b>Support to Operations (STO)</b>  |      |            |            |           |      |            |      |              |      |      |
| <b>200000100004000 Planning and Management Information Systems</b>                            |      |            |            |           |      |            |      |              |      |      |
|   | MOOE | 0.00       | 0.00       | 0.00      | 0.00 | 0.00       | 0.00 | 6,250.00     | 0.00 | 0.00 |
| Total   |      | 0.00       | 0.00       | 0.00      | 0.00 | 0.00       | 0.00 | 6,250.00     | 0.00 | 0.00 |
| <b>200000100006000 Learner Support Programs</b>   |      |            |            |           |      |            |      |              |      |      |
|   | MOOE | 0.00       | 0.00       | 18,474.20 | 0.00 | 18,474.20  | 0.00 | 41,675.80    | 0.00 | 0.00 |
| Total   |      | 0.00       | 0.00       | 18,474.20 | 0.00 | 18,474.20  | 0.00 | 41,675.80    | 0.00 | 0.00 |
| <b>200000100007000 Building Partnerships and Linkages Program</b>                             |      |            |            |           |      |            |      |              |      |      |
|   | MOOE | 145,950.00 | 0.00       | 0.00      | 0.00 | 145,950.00 | 0.00 | 97,039.00    | 0.00 | 0.00 |
| Total   |      | 145,950.00 | 0.00       | 0.00      | 0.00 | 145,950.00 | 0.00 | 97,039.00    | 0.00 | 0.00 |
| <b>200000100010000 Disaster Preparedness and Response Program</b>                             |      |            |            |           |      |            |      |              |      |      |
|   | MOOE | 0.00       | 0.00       | 0.00      | 0.00 | 0.00       | 0.00 | 12,494.25    | 0.00 | 0.00 |
| Total   |      | 0.00       | 0.00       | 0.00      | 0.00 | 0.00       | 0.00 | 12,494.25    | 0.00 | 0.00 |
| <b>200000100011000 Organizational and Professional Development for Non-Teaching Personnel</b> |      |            |            |           |      |            |      |              |      |      |
|   | MOOE | 0.00       | 0.00       | 15,000.00 | 0.00 | 15,000.00  | 0.00 | 0.00         | 0.00 | 0.00 |
| Total   |      | 0.00       | 0.00       | 15,000.00 | 0.00 | 15,000.00  | 0.00 | 0.00         | 0.00 | 0.00 |

Operations

EDUCATION POLICY DEVELOPMENT PROGRAM

|   |      |      |      |      |      |      |      |        |      |      |
|---|------|------|------|------|------|------|------|--------|------|------|
| <b>310100100003000 Basic Education Curriculum</b> |      |      |      |      |      |      |      |        |      |      |
|   | MOOE | 0.00 | 0.00 | 0.00 | 0.00 | 0.00 | 0.00 | 600.00 | 0.00 | 0.00 |

CONSOLIDATED STATEMENT OF APPROPRIATIONS, ALLOTMENTS, OBLIGATIONS, DISBURSEMENTS AND BALANCES

For the Period: 01-Jan-22 30-Sep-22

FAR No. 1  
By Program/Project/Activity  
By Allotment Class

Department: 07 - Department of Education  
Agency: 001 - Office of the Secretary  
Operating Unit: Division of Valenzuela  
Division: Valenzuela City  
Region: DepEd - NCR  
Organizational Code (UACS): 070010813016  
Funding Source Code: 01 102101

Regular Appropriations  
Continuing Appropriations

| UACS CODE / PARTICULARS  | APPROPRIATIONS            |  |                         | ALLOTMENTS          |                                       |             |               |                           | CURRENT YEAR OBLIGATIONS |                        |                             |                            |                   |
|--|---------------------------|--|-------------------------|---------------------|---------------------------------------|-------------|---------------|---------------------------|--------------------------|------------------------|-----------------------------|----------------------------|-------------------|
|  | Authorized Appropriations | Adjustments (Transfer To)/From Realignment | Adjusted Appropriations | Allotments Received | Adjustments (Withdrawal, Realignment) | Transfer To | Transfer From | Adjusted Total Allotments | 1st Qtr Ending March 31  | 2nd Qtr Ending June 30 | 3rd Qtr Ending September 30 | 4th Qtr Ending December 31 | Total Obligations |
| Total  | 0.00                      | 600.00                                     | 600.00                  | 600.00              | 0.00                                  | 0.00        | 0.00          | 600.00                    | 0.00                     | 0.00                   | 0.00                        | 0.00                       | 0.00              |
| <b>310100100007000 Early Language Literacy and Numeracy</b>            |                           |  |                         |                     |                                       |             |               |                           |                          |                        |                             |                            |                   |
| MOOE   | 0.00                      | 32,400.00                                  | 32,400.00               | 32,400.00           | 0.00                                  | 0.00        | 0.00          | 32,400.00                 | 0.00                     | 0.00                   | 32,335.85                   | 0.00                       | 32,335.85         |
| Total  | 0.00                      | 32,400.00                                  | 32,400.00               | 32,400.00           | 0.00                                  | 0.00        | 0.00          | 32,400.00                 | 0.00                     | 0.00                   | 32,335.85                   | 0.00                       | 32,335.85         |
| <b>310100100001000 National Assessment Systems for Basic Education</b> |                           |  |                         |                     |                                       |             |               |                           |                          |                        |                             |                            |                   |
| MOOE   | 0.00                      | 51,240.00                                  | 51,240.00               | 0.00                | 0.00                                  | 0.00        | 51,240.00     | 51,240.00                 | 0.00                     | 0.00                   | 47,134.00                   | 0.00                       | 47,134.00         |
| Total  | 0.00                      | 51,240.00                                  | 51,240.00               | 0.00                | 0.00                                  | 0.00        | 51,240.00     | 51,240.00                 | 0.00                     | 0.00                   | 47,134.00                   | 0.00                       | 47,134.00         |
| <b>BASIC EDUCATION INPUTS PROGRAM</b>                                  |                           |  |                         |                     |                                       |             |               |                           |                          |                        |                             |                            |                   |
| <b>310200100004000 Textbooks and other Instructional Materials</b>     |                           |  |                         |                     |                                       |             |               |                           |                          |                        |                             |                            |                   |
| MOOE   | 0.00                      | 2,020.00                                   | 2,020.00                | 0.00                | 0.00                                  | 0.00        | 2,020.00      | 2,020.00                  | 0.00                     | 0.00                   | 0.00                        | 0.00                       | 0.00              |
| Total  | 0.00                      | 2,020.00                                   | 2,020.00                | 0.00                | 0.00                                  | 0.00        | 2,020.00      | 2,020.00                  | 0.00                     | 0.00                   | 0.00                        | 0.00                       | 0.00              |
| <b>310200100005000 Computerization Program</b>                         |                           |  |                         |                     |                                       |             |               |                           |                          |                        |                             |                            |                   |
| MOOE   | 0.00                      | 11,300.00                                  | 11,300.00               | 11,300.00           | 0.00                                  | 0.00        | 0.00          | 11,300.00                 | 0.00                     | 0.00                   | 0.00                        | 0.00                       | 0.00              |
| CO   | 0.00                      | 158,151.43                                 | 158,151.43              | 158,151.43          | 0.00                                  | 0.00        | 0.00          | 158,151.43                | 0.00                     | 0.00                   | 0.00                        | 0.00                       | 0.00              |
| Total  | 0.00                      | 169,451.43                                 | 169,451.43              | 169,451.43          | 0.00                                  | 0.00        | 0.00          | 169,451.43                | 0.00                     | 0.00                   | 0.00                        | 0.00                       | 0.00              |
| <b>310200100011000 Last Mile Schools Program</b>                       |                           |  |                         |                     |                                       |             |               |                           |                          |                        |                             |                            |                   |
| CO   | 0.00                      | 2,900.00                                   | 2,900.00                | 0.00                | 0.00                                  | 0.00        | 2,900.00      | 2,900.00                  | 0.00                     | 0.00                   | 0.00                        | 0.00                       | 0.00              |
| Total  | 0.00                      | 2,900.00                                   | 2,900.00                | 0.00                | 0.00                                  | 0.00        | 2,900.00      | 2,900.00                  | 0.00                     | 0.00                   | 0.00                        | 0.00                       | 0.00              |
| <b>INCLUSIVE EDUCATION PROGRAM</b>                                     |                           |  |                         |                     |                                       |             |               |                           |                          |                        |                             |                            |                   |
| <b>310300100005000 Special Education Program</b>                       |                           |  |                         |                     |                                       |             |               |                           |                          |                        |                             |                            |                   |
| MOOE   | 0.00                      | 500.00                                     | 500.00                  | 500.00              | 0.00                                  | 0.00        | 0.00          | 500.00                    | 0.00                     | 0.00                   | 0.00                        | 0.00                       | 0.00              |
| Total  | 0.00                      | 500.00                                     | 500.00                  | 500.00              | 0.00                                  | 0.00        | 0.00          | 500.00                    | 0.00                     | 0.00                   | 0.00                        | 0.00                       | 0.00              |
| <b>310300100004000 Madrasah Education Program</b>                      |                           |  |                         |                     |                                       |             |               |                           |                          |                        |                             |                            |                   |
| MOOE   | 0.00                      | 35,055.00                                  | 35,055.00               | 15,055.00           | 0.00                                  | 0.00        | 20,000.00     | 35,055.00                 | 20,000.00                | 0.00                   | 0.00                        | 0.00                       | 20,000.00         |
| Total  | 0.00                      | 35,055.00                                  | 35,055.00               | 15,055.00           | 0.00                                  | 0.00        | 20,000.00     | 35,055.00                 | 20,000.00                | 0.00                   | 0.00                        | 0.00                       | 20,000.00         |
| <b>310300100003000 Flexible Learning Options (ADM/ALS/EIE)</b>         |                           |  |                         |                     |                                       |             |               |                           |                          |                        |                             |                            |                   |
| MOOE   | 0.00                      | 520,080.83                                 | 520,080.83              | 472,690.83          | 0.00                                  | 0.00        | 47,390.00     | 520,080.83                | 0.00                     | 25,730.00              | 13,720.00                   | 0.00                       | 39,450.00         |
| Total  | 0.00                      | 520,080.83                                 | 520,080.83              | 472,690.83          | 0.00                                  | 0.00        | 47,390.00     | 520,080.83                | 0.00                     | 25,730.00              | 13,720.00                   | 0.00                       | 39,450.00         |
| <b>SUPPORT TO SCHOOLS AND LEARNERS PROGRAM</b>                         |                           |  |                         |                     |                                       |             |               |                           |                          |                        |                             |                            |                   |
| <b>310400100001000 School-Based Feeding Program (SBFP)</b>             |                           |  |                         |                     |                                       |             |               |                           |                          |                        |                             |                            |                   |
| MOOE   | 0.00                      | 221,296.12                                 | 221,296.12              | 209,296.12          | 0.00                                  | 0.00        | 12,000.00     | 221,296.12                | 0.00                     | 0.00                   | 0.00                        | 0.00                       | 0.00              |

CONSOLIDATED STATEMENT OF APPROPRIATIONS, ALLOTMENTS, OBLIGATIONS, DISBURSEMENTS AND BALANCES

For the Period: 01-Jan-22 30-Sep-22

FAR No. 1  
By Program/Project/Activity  
By Allotment Class

Department: 07 - Department of Education  
Agency: 001 - Office of the Secretary  
Operating Unit: Division of Valenzuela  
Division: Valenzuela City  
Region: DepEd - NCR  
Organizational Code (UACS): 070010813016  
Funding Source Code: 01 102101

Regular Appropriations  
Continuing Appropriations

| UACS CODE / PARTICULARS  | CURRENT YEAR DISBURSEMENTS    |                              |                                   |                                  |                        | BALANCES                     |                          | UNPAID OBLIGATIONS    |                                  |
|--|-------------------------------|------------------------------|-----------------------------------|----------------------------------|------------------------|------------------------------|--------------------------|-----------------------|----------------------------------|
|  | 1st Qtr<br>Ending<br>March 31 | 2nd Qtr<br>Ending<br>June 30 | 3rd Qtr<br>Ending<br>September 30 | 4th Qtr<br>Ending<br>December 31 | Total<br>Disbursements | Unreleased<br>Appropriations | Unobligated<br>Allotment | Due and<br>Demandable | Not Yet Due<br>and<br>Demandable |
| Total  | 0.00                          | 0.00                         | 0.00                              | 0.00                             | 0.00                   | 0.00                         | 600.00                   | 0.00                  | 0.00                             |
| <b>310100100007000 Early Language Literacy and Numeracy</b>            |                               |                              |                                   |                                  |                        |                              |                          |                       |                                  |
| MOOE   | 0.00                          | 0.00                         | 32,335.85                         | 0.00                             | 32,335.85              | 0.00                         | 64.15                    | 0.00                  | 0.00                             |
| Total  | 0.00                          | 0.00                         | 32,335.85                         | 0.00                             | 32,335.85              | 0.00                         | 64.15                    | 0.00                  | 0.00                             |
| <b>310100100001000 National Assessment Systems for Basic Education</b> |                               |                              |                                   |                                  |                        |                              |                          |                       |                                  |
| MOOE   | 0.00                          | 0.00                         | 47,134.00                         | 0.00                             | 47,134.00              | 0.00                         | 4,106.00                 | 0.00                  | 0.00                             |
| Total  | 0.00                          | 0.00                         | 47,134.00                         | 0.00                             | 47,134.00              | 0.00                         | 4,106.00                 | 0.00                  | 0.00                             |
| <b>BASIC EDUCATION INPUTS PROGRAM</b>                                  |                               |                              |                                   |                                  |                        |                              |                          |                       |                                  |
| <b>310200100004000 Textbooks and other Instructional Materials</b>     |                               |                              |                                   |                                  |                        |                              |                          |                       |                                  |
| MOOE   | 0.00                          | 0.00                         | 0.00                              | 0.00                             | 0.00                   | 0.00                         | 2,020.00                 | 0.00                  | 0.00                             |
| Total  | 0.00                          | 0.00                         | 0.00                              | 0.00                             | 0.00                   | 0.00                         | 2,020.00                 | 0.00                  | 0.00                             |
| <b>310200100005000 Computerization Program</b>                         |                               |                              |                                   |                                  |                        |                              |                          |                       |                                  |
| MOOE   | 0.00                          | 0.00                         | 0.00                              | 0.00                             | 0.00                   | 0.00                         | 11,300.00                | 0.00                  | 0.00                             |
| CO   | 0.00                          | 0.00                         | 0.00                              | 0.00                             | 0.00                   | 0.00                         | 158,151.43               | 0.00                  | 0.00                             |
| Total  | 0.00                          | 0.00                         | 0.00                              | 0.00                             | 0.00                   | 0.00                         | 169,451.43               | 0.00                  | 0.00                             |
| <b>310200100011000 Last Mile Schools Program</b>                       |                               |                              |                                   |                                  |                        |                              |                          |                       |                                  |
| CO   | 0.00                          | 0.00                         | 0.00                              | 0.00                             | 0.00                   | 0.00                         | 2,900.00                 | 0.00                  | 0.00                             |
| Total  | 0.00                          | 0.00                         | 0.00                              | 0.00                             | 0.00                   | 0.00                         | 2,900.00                 | 0.00                  | 0.00                             |
| <b>INCLUSIVE EDUCATION PROGRAM</b>                                     |                               |                              |                                   |                                  |                        |                              |                          |                       |                                  |
| <b>310300100005000 Special Education Program</b>                       |                               |                              |                                   |                                  |                        |                              |                          |                       |                                  |
| MOOE   | 0.00                          | 0.00                         | 0.00                              | 0.00                             | 0.00                   | 0.00                         | 500.00                   | 0.00                  | 0.00                             |
| Total  | 0.00                          | 0.00                         | 0.00                              | 0.00                             | 0.00                   | 0.00                         | 500.00                   | 0.00                  | 0.00                             |
| <b>310300100004000 Madrasah Education Program</b>                      |                               |                              |                                   |                                  |                        |                              |                          |                       |                                  |
| MOOE   | 20,000.00                     | 0.00                         | 0.00                              | 0.00                             | 20,000.00              | 0.00                         | 15,055.00                | 0.00                  | 0.00                             |
| Total  | 20,000.00                     | 0.00                         | 0.00                              | 0.00                             | 20,000.00              | 0.00                         | 15,055.00                | 0.00                  | 0.00                             |
| <b>310300100003000 Flexible Learning Options (ADM/ALS/EIE)</b>         |                               |                              |                                   |                                  |                        |                              |                          |                       |                                  |
| MOOE   | 0.00                          | 25,730.00                    | 13,720.00                         | 0.00                             | 39,450.00              | 0.00                         | 480,630.83               | 0.00                  | 0.00                             |
| Total  | 0.00                          | 25,730.00                    | 13,720.00                         | 0.00                             | 39,450.00              | 0.00                         | 480,630.83               | 0.00                  | 0.00                             |
| <b>SUPPORT TO SCHOOLS AND LEARNERS PROGRAM</b>                         |                               |                              |                                   |                                  |                        |                              |                          |                       |                                  |
| <b>310400100001000 School-Based Feeding Program (SBFP)</b>             |                               |                              |                                   |                                  |                        |                              |                          |                       |                                  |
| MOOE   | 0.00                          | 0.00                         | 0.00                              | 0.00                             | 0.00                   | 0.00                         | 221,296.12               | 0.00                  | 0.00                             |

CONSOLIDATED STATEMENT OF APPROPRIATIONS, ALLOTMENTS, OBLIGATIONS, DISBURSEMENTS AND BALANCES

For the Period: 01-Jan-22 30-Sep-22

FAR No. 1  
By Program/Project/Activity  
By Allotment Class

Department: 07 - Department of Education  
Agency: 001 - Office of the Secretary  
Operating Unit: Division of Valenzuela  
Division: Valenzuela City  
Region: DepEd - NCR  
Organizational Code (UACS): 070010813016  
Funding Source Code: 01 102101

Regular Appropriations  
Continuing Appropriations

| UACS CODE / PARTICULARS   | APPROPRIATIONS            |  |                         | ALLOTMENTS          |                                       |             |               | CURRENT YEAR OBLIGATIONS  |                         |                        |                             |                            |                   |
|---|---------------------------|--|-------------------------|---------------------|---------------------------------------|-------------|---------------|---------------------------|-------------------------|------------------------|-----------------------------|----------------------------|-------------------|
|   | Authorized Appropriations | Adjustments (Transfer To)/From Realignment | Adjusted Appropriations | Allotments Received | Adjustments (Withdrawal, Realignment) | Transfer To | Transfer From | Adjusted Total Allotments | 1st Qtr Ending March 31 | 2nd Qtr Ending June 30 | 3rd Qtr Ending September 30 | 4th Qtr Ending December 31 | Total Obligations |
| Total   | 0.00                      | 221,296.12                                 | 221,296.12              | 209,296.12          | 0.00                                  | 0.00        | 12,000.00     | 221,296.12                | 0.00                    | 0.00                   | 0.00                        | 0.00                       | 0.00              |
| <b>310400100002000 Operation of Schools - Elementary (Kinder to Grade 5)</b>                    |                           |  |                         |                     |                                       |             |               |                           |                         |                        |                             |                            |                   |
| MOOE  | 0.00                      | 1,928,975.00                               | 1,928,975.00            | 1,928,975.00        | 0.00                                  | 0.00        | 0.00          | 1,928,975.00              | 0.00                    | 0.00                   | 0.00                        | 0.00                       | 0.00              |
| Total   | 0.00                      | 1,928,975.00                               | 1,928,975.00            | 1,928,975.00        | 0.00                                  | 0.00        | 0.00          | 1,928,975.00              | 0.00                    | 0.00                   | 0.00                        | 0.00                       | 0.00              |
| <b>310400100003000 Operation of Schools - Junior High School (Grade 7 to Grade 10)</b>          |                           |  |                         |                     |                                       |             |               |                           |                         |                        |                             |                            |                   |
| MOOE  | 0.00                      | 4,613,676.39                               | 4,613,676.39            | 4,613,676.39        | 0.00                                  | 0.00        | 0.00          | 4,613,676.39              | 0.00                    | 0.00                   | 0.00                        | 0.00                       | 0.00              |
| Total   | 0.00                      | 4,613,676.39                               | 4,613,676.39            | 4,613,676.39        | 0.00                                  | 0.00        | 0.00          | 4,613,676.39              | 0.00                    | 0.00                   | 0.00                        | 0.00                       | 0.00              |
| <b>310400100004000 Operation of Schools - Senior High School (Grade 11 to Grade 12)</b>         |                           |  |                         |                     |                                       |             |               |                           |                         |                        |                             |                            |                   |
| MOOE  | 0.00                      | 1,965,160.43                               | 1,965,160.43            | 1,965,160.43        | 0.00                                  | 0.00        | 0.00          | 1,965,160.43              | 0.00                    | 0.00                   | 0.00                        | 0.00                       | 0.00              |
| Total   | 0.00                      | 1,965,160.43                               | 1,965,160.43            | 1,965,160.43        | 0.00                                  | 0.00        | 0.00          | 1,965,160.43              | 0.00                    | 0.00                   | 0.00                        | 0.00                       | 0.00              |
| <b>310400100010000 Grant of Cash Allowance</b>  |                           |  |                         |                     |                                       |             |               |                           |                         |                        |                             |                            |                   |
| MOOE  | 0.00                      | 437,000.00                                 | 437,000.00              | 437,000.00          | 0.00                                  | 0.00        | 0.00          | 437,000.00                | 0.00                    | 0.00                   | 0.00                        | 0.00                       | 0.00              |
| Total   | 0.00                      | 437,000.00                                 | 437,000.00              | 437,000.00          | 0.00                                  | 0.00        | 0.00          | 437,000.00                | 0.00                    | 0.00                   | 0.00                        | 0.00                       | 0.00              |
| <b>EDUCATION HUMAN RESOURCE DEVELOPMENT PROGRAM"</b>  |                           |  |                         |                     |                                       |             |               |                           |                         |                        |                             |                            |                   |
| <b>310500100001000 Human resource development for personnel in schools and learning centers</b> |                           |  |                         |                     |                                       |             |               |                           |                         |                        |                             |                            |                   |
| MOOE  | 0.00                      | 3,062,751.00                               | 3,062,751.00            | 3,062,751.00        | 0.00                                  | 0.00        | 0.00          | 3,062,751.00              | 0.00                    | 189,000.00             | 1,264,455.70                | 0.00                       | 1,453,465.70      |
| Total   | 0.00                      | 3,062,751.00                               | 3,062,751.00            | 3,062,751.00        | 0.00                                  | 0.00        | 0.00          | 3,062,751.00              | 0.00                    | 189,000.00             | 1,264,455.70                | 0.00                       | 1,453,465.70      |
| <b>Total - Regular Appropriations</b>   | 0.00                      | 14,976,612.18                              | 14,976,612.18           | 14,812,812.18       | 0.00                                  | 0.00        | 163,800.00    | 14,976,612.18             | 265,950.00              | 214,730.00             | 1,391,129.75                | 0.00                       | 1,871,809.75      |
| <b>Total - Continuing Appropriations</b>  | 0.00                      | 14,976,612.18                              | 14,976,612.18           | 14,812,812.18       | 0.00                                  | 0.00        | 163,800.00    | 14,976,612.18             | 265,950.00              | 214,730.00             | 1,391,129.75                | 0.00                       | 1,871,809.75      |

CONSOLIDATED STATEMENT OF APPROPRIATIONS, ALLOTMENTS, OBLIGATIONS, DISBURSEMENTS AND BALANCES

For the Period: 01-Jan-22 30-Sep-22

FAR No. 1  
By Program/Project/Activity  
By Allotment Class

Department: 07 - Department of Education  
Agency: 001 - Office of the Secretary  
Operating Unit: Division of Valenzuela  
Division: Valenzuela City  
Region: DepEd - NCR  
Organizational Code (UACS): 070010813016  
Funding Source Code: 01 102101

Regular Appropriations  
Continuing Appropriations

| UAC CODE / PARTICULARS  | CURRENT YEAR DISBURSEMENTS    |                              |                                   |                                  |                        | BALANCES                     |                          |                       | UNPAID OBLIGATIONS               |  |
|---|-------------------------------|------------------------------|-----------------------------------|----------------------------------|------------------------|------------------------------|--------------------------|-----------------------|----------------------------------|--|
|   | 1st Qtr<br>Ending<br>March 31 | 2nd Qtr<br>Ending<br>June 30 | 3rd Qtr<br>Ending<br>September 30 | 4th Qtr<br>Ending<br>December 31 | Total<br>Disbursements | Unreleased<br>Appropriations | Unobligated<br>Allotment | Due and<br>Demandable | Not Yet Due<br>and<br>Demandable |  |
| Total   | 0.00                          | 0.00                         | 0.00                              | 0.00                             | 0.00                   | 0.00                         | 221,296.12               | 0.00                  | 0.00                             |  |
| <b>310400100002000 Operation of Schools - Elementary (Kinder to Grade 6)</b>                    |                               |                              |                                   |                                  |                        |                              |                          |                       |                                  |  |
| MOOE  | 0.00                          | 0.00                         | 0.00                              | 0.00                             | 0.00                   | 0.00                         | 1,928,975.00             | 0.00                  | 0.00                             |  |
| Total   | 0.00                          | 0.00                         | 0.00                              | 0.00                             | 0.00                   | 0.00                         | 1,928,975.00             | 0.00                  | 0.00                             |  |
| <b>310400100003000 Operation of Schools - Junior High School (Grade 7 to Grade 10)</b>          |                               |                              |                                   |                                  |                        |                              |                          |                       |                                  |  |
| MOOE  | 0.00                          | 0.00                         | 0.00                              | 0.00                             | 0.00                   | 0.00                         | 4,613,676.39             | 0.00                  | 0.00                             |  |
| Total   | 0.00                          | 0.00                         | 0.00                              | 0.00                             | 0.00                   | 0.00                         | 4,613,676.39             | 0.00                  | 0.00                             |  |
| <b>310400100004000 Operation of Schools - Senior High School (Grade 11 to Grade 12)</b>         |                               |                              |                                   |                                  |                        |                              |                          |                       |                                  |  |
| MOOE  | 0.00                          | 0.00                         | 0.00                              | 0.00                             | 0.00                   | 0.00                         | 1,965,160.43             | 0.00                  | 0.00                             |  |
| Total   | 0.00                          | 0.00                         | 0.00                              | 0.00                             | 0.00                   | 0.00                         | 1,965,160.43             | 0.00                  | 0.00                             |  |
| <b>310400100010000 Grant of Cash Allowance</b>  |                               |                              |                                   |                                  |                        |                              |                          |                       |                                  |  |
| MOOE  | 0.00                          | 0.00                         | 0.00                              | 0.00                             | 0.00                   | 0.00                         | 437,000.00               | 0.00                  | 0.00                             |  |
| Total   | 0.00                          | 0.00                         | 0.00                              | 0.00                             | 0.00                   | 0.00                         | 437,000.00               | 0.00                  | 0.00                             |  |
| <b>EDUCATION HUMAN RESOURCE DEVELOPMENT PROGRAM"</b>  |                               |                              |                                   |                                  |                        |                              |                          |                       |                                  |  |
| <b>310500100001000 Human resource development for personnel in schools and learning centers</b> |                               |                              |                                   |                                  |                        |                              |                          |                       |                                  |  |
| MOOE  | 0.00                          | 189,000.00                   | 1,264,465.70                      | 0.00                             | 1,453,465.70           | 0.00                         | 1,609,285.30             | 0.00                  | 0.00                             |  |
| Total   | 0.00                          | 189,000.00                   | 1,264,465.70                      | 0.00                             | 1,453,465.70           | 0.00                         | 1,609,285.30             | 0.00                  | 0.00                             |  |
| <b>Total - Regular Appropriations</b>   | <b>165,950.00</b>             | <b>14,730.00</b>             | <b>1,391,129.75</b>               | <b>0.00</b>                      | <b>1,871,809.75</b>    | <b>0.00</b>                  | <b>13,104,802.43</b>     | <b>0.00</b>           | <b>0.00</b>                      |  |
| <b>Total -Continuing Appropriations</b>   | <b>165,950.00</b>             | <b>14,730.00</b>             | <b>1,391,129.75</b>               | <b>0.00</b>                      | <b>1,871,809.75</b>    | <b>0.00</b>                  | <b>13,104,802.43</b>     | <b>0.00</b>           | <b>0.00</b>                      |  |

CONSOLIDATED STATEMENT OF APPROPRIATIONS, ALLOTMENTS, OBLIGATIONS, DISBURSEMENTS AND BALANCES

FAR No. 1  
By Program/Project/Activity  
By Allotment Class

For the Period: 01-Jan-22 30-Sep-22

Department: 07 - Department of Education  
Agency: 001 - Office of the Secretary  
Operating Unit: Division of Valenzuela  
Division: Valenzuela City  
Region: DepEd - NCR  
Organizational Code (UACS): 070010813016  
Funding Source Code: 01 1021.01

Regular Appropriations  
Continuing Appropriations

| UACS CODE / PARTICULARS | APPROPRIATIONS            |  |                         | ALLOTMENTS           |                                       |             |                   | CURRENT YEAR OBLIGATIONS  |                         |                        |                             |                            |                     |
|-------------------------|---------------------------|--|-------------------------|----------------------|---------------------------------------|-------------|-------------------|---------------------------|-------------------------|------------------------|-----------------------------|----------------------------|---------------------|
|                         | Authorized Appropriations | Adjustments (Transfer To)/From Realignment | Adjusted Appropriations | Allotments Received  | Adjustments (Withdrawal, Realignment) | Transfer To | Transfer From     | Adjusted Total Allotments | 1st Qtr Ending March 31 | 2nd Qtr Ending June 30 | 3rd Qtr Ending September 30 | 4th Qtr Ending December 31 | Total Obligations   |
| <b>Grand Total</b>      | <b>0.00</b>               | <b>14,976,612.18</b>                       | <b>14,976,612.18</b>    | <b>14,812,812.18</b> | <b>0.00</b>                           | <b>0.00</b> | <b>163,800.00</b> | <b>14,976,612.18</b>      | <b>265,950.00</b>       | <b>214,730.00</b>      | <b>1,391,129.75</b>         | <b>0.00</b>                | <b>1,871,809.75</b> |
| MOOE                    | 0.00                      | 14,815,560.75                              | 14,815,560.75           | 14,654,660.75        | 0.00                                  | 0.00        | 160,900.00        | 14,815,560.75             | 265,950.00              | 214,730.00             | 1,391,129.75                | 0.00                       | 1,871,809.75        |
| CO                      | 0.00                      | 161,051.43                                 | 161,051.43              | 158,151.43           | 0.00                                  | 0.00        | 2,900.00          | 161,051.43                | 0.00                    | 0.00                   | 0.00                        | 0.00                       | 0.00                |

CONSOLIDATED STATEMENT OF APPROPRIATIONS, ALLOTMENTS, OBLIGATIONS, DISBURSEMENTS AND BALANCES

For the Period:  —

FAR No. 1  
By Program/Project/Activity  
By Allotment Class

Department: 07 - Department of Education  
Agency: 001 - Office of the Secretary  
Operating Unit: Division of Valenzuela  
Division: Valenzuela City  
Region: DepEd - NCR  
Organizational Code (UACS): 070010813016  
Funding Source Code: 01 102101


Regular Appropriations  
Continuing Appropriations

| UACS CODE / PARTICULARS | CURRENT YEAR DISBURSEMENTS    |                              |                                   |                                  |                        | BALANCES                     |                          | UNPAID OBLIGATIONS    |                                  |
|-------------------------|-------------------------------|------------------------------|-----------------------------------|----------------------------------|------------------------|------------------------------|--------------------------|-----------------------|----------------------------------|
|                         | 1st Qtr<br>Ending<br>March 31 | 2nd Qtr<br>Ending<br>June 30 | 3rd Qtr<br>Ending<br>September 30 | 4th Qtr<br>Ending<br>December 31 | Total<br>Disbursements | Unreleased<br>Appropriations | Unobligated<br>Allotment | Due and<br>Demandable | Not Yet Due<br>and<br>Demandable |
| <b>Grand Total</b>      | 165,950.00                    | 314,730.00                   | 1,391,129.75                      | 0.00                             | 1,871,809.75           | 0.00                         | 13,104,802.43            | 0.00                  | 0.00                             |
| MOOE                    | 165,950.00                    | 314,730.00                   | 1,391,129.75                      | 0.00                             | 1,871,809.75           | 0.00                         | 12,943,751.00            | 0.00                  | 0.00                             |
| CO                      | 0.00                          | 0.00                         | 0.00                              | 0.00                             | 0.00                   | 0.00                         | 161,051.43               | 0.00                  | 0.00                             |

Certified Correct:

  
LANI D. AQUINATA  
Budget Officer III

Noted by:

  
MELITON P. TURBANO  
Schools Division Superintendent